

360 ✓ MATAGORDA CO OFFICE BLDG.

<b>MAKE CHECK PAYABLE TO:</b> ✓ BAY CITY GAS P O BOX 1603 BAY CITY TX 77404-1603	SERVICE ADDRESS MAK 14 2023 ✓ 2200 7TH ST / CMOB		ACCOUNT NUMBER 36061-1010160001 / 13-1	
	SERVICE PERIOD 01/31/23 TO 03/01/23 ✓	BILLING DATE 03/06/23		
READ DATE(G) 03/01/23 METER NUM. 89915 PRES. READ 2826 PREV. READ ✓ 2311 TOTAL CCF 515	TOTAL CCF 		DESCRIPTION AMOUNT BASIC SERVICE 19.00 GAS DELIVERY 413.53 COST OF GAS 158.10 THIS MONTH 590.63	
RECEIVED MAR 10 2023 By <i>DB</i>		APPROVED COUNTY AUDITOR <i>DB</i> <i>kep</i>		TOTAL NOW DUE <i>van</i> 590.63
		PENALTY AMOUNT 0.00		PAY THIS AMOUNT AFTER 03/20/2023 590.63

010-54410-508

392 MATAGORDA CO OFFICE BLDG. MESSAGES

RECEIVED  
 MAR 10 2023

BY: *DB*

Accounts with unpaid balances after the 20th may be assessed a \$45.00 fee and scheduled for disconnection. If disconnected, customers must come to the gas company office at 1100 6th to have service restored. Online payments will not restore service.

\*\*\*\*\* DUE DATE 3-20-23 \*\*\*\*\*

EMERGENCIES & AFTER HOURS CALL: 979-245-2311

Furnaces must have adequate airflow to operate safely. Make sure all vents are free of obstacles.

Carbon monoxide alarms are a good investment, and we offer rebates - see our website for details.

TELEPHONE PAYMENT only at 1-877-273-3169.

ATTENTION: It may take up to 3 business days to process online payments.

360 MATAGORDA CO JAIL ✓

<b>✓ MAKE CHECK PAYABLE TO:</b> BAY CITY GAS P O BOX 1603 BAY CITY TX 77404-1603	SERVICE ADDRESS 2323 AVE E / Jail		ACCOUNT NUMBER <i>Inv.</i> 36061-1041480000 / 2-28	
	SERVICE PERIOD FROM TO 01/30/23 02/28/23 ✓	BILLING DATE 03/06/23		
READ DATE(G) METER NUM. PRES. READ PREV. READ TOTAL CCF		02/28/23 9989964 53574 ✓52207 1367	TOTAL CCF 	
RECEIVED MAR 10 2023 BY MAR 10 2023 <i>SR</i>		Approved County Auditor <i>SR Kap</i>		010-54410-560 <sup>12</sup>
		TOTAL NOW DUE 1,478.41 <i>AR</i>		
		PENALTY AMOUNT 0.00 PAY THIS AMOUNT AFTER 03/20/2023 1,478.41		

572 MATAGORDA CO JAIL

MESSAGES

*called Adriana on 3-14-23 @ 9:40am & the last 3 numbers on the account should be 512, DR*

\*\*\*\*\* DUE DATE 3-20-23 \*\*\*\*\*

EMERGENCIES & AFTER HOURS CALL: 979-245-2311

Furnaces must have adequate airflow to operate safely. Make sure all vents are free of obstacles.

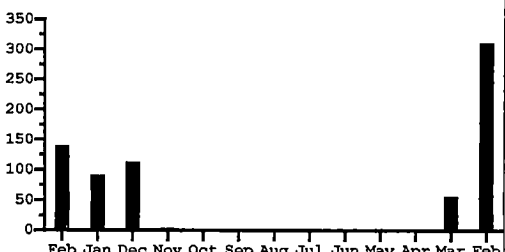
Carbon monoxide alarms are a good investment, and we offer rebates - see our website for details.

TELEPHONE PAYMENT only at 1-877-273-3169.

ATTENTION: It may take up to 3 business days to process online payments.

Accounts with unpaid balances after the 20th may be assessed a \$45.00 fee and scheduled for disconnection. If disconnected, customers must come to the gas company office at 1100 6th to have service restored. Online payments will not restore service.

360 ✓ MATAGORDA CO COURTHOUSE

✓ <b>MAKE CHECK PAYABLE TO:</b> BAY CITY GAS P O BOX 1603 BAY CITY TX 77404-1603	SERVICE ADDRESS MAR 14 2023 ✓ 1700 7TH ST/Co crthouse		ACCOUNT NUMBER <i>Inv.</i> 36061-2530980000 / a-28	
	SERVICE PERIOD 01/30/23      02/28/23 ✓	FROM      TO		BILLING DATE 03/06/23
READ DATE(G)      02/28/23 METER NUM.      11808 PRES. READ      57007 PREV. READ      ✓ 55609 TOTAL CCF      1398	TOTAL CCF 		DESCRIPTION      AMOUNT PAST DUE      1,257.33 BASIC SERVICE      19.00 GAS DELIVERY      1,062.53 COST OF GAS      429.17 THIS MONTH      1,510.70	
RECEIVED MAR 10 2023 BY MAR 10 2023 <i>gl</i>	<i>Shelly Stok</i> 010-94410-510		Approved County Auditor <i>gl</i>	
			TOTAL NOW DUE      2,768.03	
			PENALTY AMOUNT      0.00	PAY THIS AMOUNT AFTER 03/20/2023 2,768.03

3722 MATAGORDA CO COURTHOUSE MESSAGES

\*\*\*\*\* **DUE DATE 3-20-23** \*\*\*\*\*

**EMERGENCIES & AFTER HOURS CALL: 979-245-2311**

Accounts with unpaid balances after the 20th may be assessed a \$45.00 fee and scheduled for disconnection. If disconnected, customers must come to the gas company office at 1100 6th to have service restored. Online payments will not restore service.

Furnaces must have adequate airflow to operate safely. Make sure all vents are free of obstacles.

Carbon monoxide alarms are a good investment, and we offer rebates - see our website for details.

**TELEPHONE PAYMENT only at 1-877-273-3169.**

**ATTENTION:** It may take up to 3 business days to process online payments.



City of Bay City  
1901 5th St  
Bay City TX 77414

548

MAR 09 2023



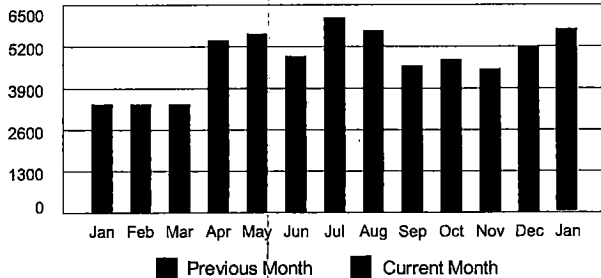
\*\*AUTO\*\*SCH 5-DIGIT 77404 2 PS5 137072AA02-A-1  
495 1 AV 0.468



MATAGORDA COUNTY  
SHERIFFS OFFICE  
2308 AVENUE F  
BAY CITY TX 77414-6045

Customer Service: 979-245-2322  
Hours of Operation: Monday - Friday 8:00 a.m. - 5:00 p.m.  
Emergency After-Hours Repairs: 979-245-7146

**HISTORICAL WATER USAGE**



**IMPORTANT MESSAGE**

Pay by Phone - 833-309-4327  
Pay Online - www.cityofbaycity.org

**RECEIVED**  
MAR 08 2023

BY: *JB*

To avoid late charges, payment must be received in the Utility Billing Office by 5 p.m. on 03/20/2023. If balance is not paid by 5 p.m. on 03/25/23, a \$50.00 service fee will be applied to the account and an additional \$50.00 deposit may be required.

**ACCOUNT STATEMENT**

ACCOUNT NUMBER	DUE DATE	AMOUNT DUE
04-098000-020225	03/15/2023	\$293.85

**ACCOUNT INFORMATION**

Service Address: 2308 Ave F  
Service Period: 01/25/2023 to 02/25/2023  
Billing Date: 03/02/2023  
Due Date: 03/15/2023  
Penalty Date: 03/20/2023

**CURRENT METERED USAGE**

Service	Current	Previous	Usage
Water	494	437	5,700

**ACCOUNT SUMMARY**

SERVICE	CHARGE
Water	\$142.30
Sewer	\$151.55
<b>TOTAL CURRENT CHARGES</b>	<b>\$293.85</b>
Balance Forward	\$0.00
<b>TOTAL AMOUNT DUE</b>	<b>\$293.85</b>
<b>TOTAL DUE IF PAID AFTER 03/20/2023</b>	<b>\$323.24</b>

APPROVED  
COUNTY AUDITOR  
*JB*



ALL PAST DUE BALANCES ARE SUBJECT TO  
DISCONNECTION IMMEDIATELY

\*\*\*NOTICE\*\*\*

Current charges must be paid by 03/25/23 to avoid  
disconnection.



City of Bay City  
1901 5th St  
Bay City TX 77414

548  
MAR 09 2023

*Jw*

# ACCOUNT STATEMENT

ACCOUNT NUMBER	DUE DATE	AMOUNT DUE
04-099000-01	03/15/2023	\$17,903.46

## ACCOUNT INFORMATION

Service Address: 2323 Ave E  
 Service Period: 01/25/2023 to 02/25/2023  
 Billing Date: 03/02/2023  
 Due Date: 03/15/2023  
 Penalty Date: 03/20/2023

## CURRENT METERED USAGE

Service	Current	Previous	Usage
Water	60,758	54,124	663,400

## ACCOUNT SUMMARY

010-54410-512

SERVICE	CHARGE
Water	\$3,943.80
Sewer Sanitation	\$4,235.86
	\$441.66
<b>TOTAL CURRENT CHARGES</b>	<b>\$8,621.32</b>

AR (\$4,385.46)

Past Due Balance (Due Immediately)	\$9,282.14
<b>TOTAL AMOUNT DUE</b>	<b>\$17,903.46</b>
TOTAL DUE IF PAID AFTER 03/20/2023	\$17,903.46

APPROVED  
COUNTY AUDITOR  
*DB*



ALL PAST DUE BALANCES ARE SUBJECT TO DISCONNECTION IMMEDIATELY

\*\*\*NOTICE\*\*\*

Current charges must be paid by 03/25/23 to avoid disconnection.



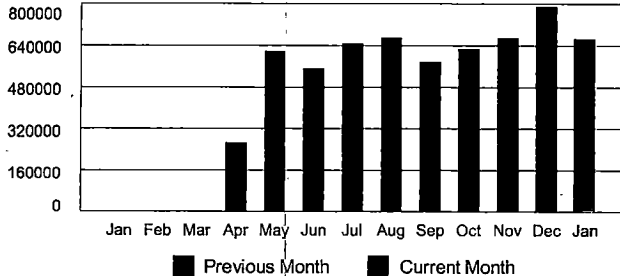
\*\*AUTO\*\*SCH 5-DIGIT 77404 2 PSS 137092A02-A-1  
496 1 AV 0.468



MATAGORDA COUNTY  
JAIL  
2308 AVENUE F  
BAY CITY TX 77414-6045

Customer Service: 979-245-2322  
 Hours of Operation: Monday - Friday 8:00 a.m. - 5:00 p.m.  
 Emergency After-Hours Repairs: 979-245-7146

## HISTORICAL WATER USAGE



## IMPORTANT MESSAGE

Pay by Phone - 833-309-4327  
 Pay Online - www.cityofbaycity.org

RECEIVED  
MAR 08 2023

BY: *DB*

Sewer dispute

To avoid late charges, payment must be received in the Utility Billing Office by 5 p.m. on 03/20/2023. If balance is not paid by 5 p.m. on 03/25/23, a \$50.00 service fee will be applied to the account and an additional \$50.00 deposit may be required.

# ACCOUNT STATEMENT

ACCOUNT NUMBER	DUE DATE	AMOUNT DUE
04-214000-00/2-25	03/15/2023	\$1,382.80

## ACCOUNT INFORMATION

Service Address: 1700 7th St  
 Service Period: ✓ 01/25/2023 to 02/25/2023  
 Billing Date: 03/02/2023  
 Due Date: 03/15/2023  
 Penalty Date: 03/20/2023

## CURRENT METERED USAGE

Service	Current	Previous	Usage
Water	7,183	✓ 6,670	51,300

## ACCOUNT SUMMARY

SERVICE	CHARGE
Water	\$638.73
Sewer	\$744.07
<b>TOTAL CURRENT CHARGES</b>	<b>\$1,382.80</b>

Approved  
County Auditor  
*SRK/KCP*

Balance Forward	\$0.00
<b>TOTAL AMOUNT DUE</b>	<b>\$1,382.80</b>
<b>TOTAL DUE IF PAID AFTER 03/20/2023</b>	<b>\$1,382.80</b>



**ALL PAST DUE BALANCES ARE SUBJECT TO DISCONNECTION IMMEDIATELY**

**\*\*\*NOTICE\*\*\***

Current charges must be paid by 03/25/23 to avoid disconnection.



City of Bay City  
1901 5th St  
Bay City TX 77414

548

MAR 14 2023



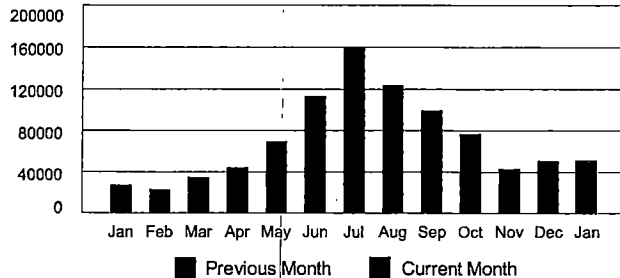
\*\*AUTO\*\*SCH 5-DIGIT 77404 19 PSS 137082AA02-A-1  
5270 1 AV 0.468



MATAGORDA COUNTY  
MATAGORDA COUNTY  
COUNTY JUDGE ROOM 301  
1700 7TH ST  
BAY CITY TX 77414-5080

Customer Service: 979-245-2322  
 Hours of Operation: Monday - Friday 8:00 a.m. - 5:00 p.m.  
 Emergency After-Hours Repairs: 979-245-7146

## HISTORICAL WATER USAGE



## IMPORTANT MESSAGE

Pay by phone - 833-309-4327  
 Pay Online - www.cityofbaycity.org

**RECEIVED**  
 MAR 10 2023  
 By *SRK* MAR 10 2023

*Shelly Hook*  
 DID-54410-516

To avoid late charges, payment must be received in the Utility Billing Office by 5 p.m. on 03/20/2023. If balance is not paid by 5 p.m. on 03/25/23, a \$50.00 service fee will be applied to the account and an additional \$50.00 deposit may be required.



City of Bay City ✓ 548  
1901 5th St  
Bay City TX 77414

MAR 14 2023



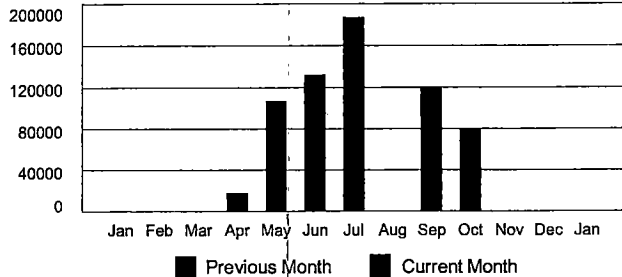
\*\*AUTO\*\*SCH 5-DIGIT 77404 19 PSS 137092AA02-A-1  
527D 1 AV 0.466



MATAGORDA COUNTY  
MATAGORDA COUNTY  
COUNTY JUDGE ROOM 301  
1700 7TH ST  
BAY CITY TX 77414-5080

Customer Service: 979-245-2322  
Hours of Operation: Monday - Friday 8:00 a.m. - 5:00 p.m.  
Emergency After-Hours Repairs: 979-245-7146

**HISTORICAL WATER USAGE**



**IMPORTANT MESSAGE**

Pay by Phone - 833-809-4327  
Pay Online - www.cityofbaycity.org

RECEIVED  
MAR 10 2023  
BY MAR 10 2023

Shelly Stott  
DID-54410-510

**ACCOUNT STATEMENT**

ACCOUNT NUMBER	DUE DATE	AMOUNT DUE
04-214100-00/2-25	03/15/2023	\$109.35

**ACCOUNT INFORMATION**

Service Address: 1700 7th St Irrig  
Service Period: ✓ 01/25/2023 to 02/25/2023  
Billing Date: 03/02/2023  
Due Date: 03/15/2023  
Penalty Date: 03/20/2023

**CURRENT METERED USAGE**

Service	Current	Previous	Usage
Water	5,188	5,188 ✓	0

**ACCOUNT SUMMARY**

SERVICE	Approved	CHARGE
Water	County Auditor	\$109.35
<b>TOTAL CURRENT CHARGES</b>	SR VP	<b>\$109.35</b>
Balance Forward		\$0.00
<b>TOTAL AMOUNT DUE</b>		<b>\$109.35</b>
<b>TOTAL DUE IF PAID AFTER 03/20/2023</b>		<b>\$109.35</b>



**ALL PAST DUE BALANCES ARE SUBJECT TO DISCONNECTION IMMEDIATELY**

**\*\*\*NOTICE\*\*\***  
Current charges must be paid by 03/25/23 to avoid disconnection.

To avoid late charges, payment must be received in the Utility Billing Office by 5 p.m. on 03/20/2023. If balance is not paid by 5 p.m. on 03/25/23, a \$50.00 service fee will be applied to the account and an additional \$50.00 deposit may be required.



City of Bay City  
1901 5th St  
Bay City TX 77414

548  
MAR 14 2023



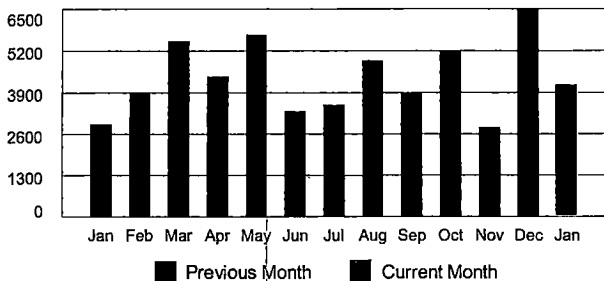
\*\*\*AUTO\*\*SCH 5-DIGIT 77404 6 P55 137092AAD2-A-1  
1532 1 AV 0.468



MATAGORDA COUNTY Pet #  
PRECINT 1 BARN  
2604 NICHOLS AVE  
BAY CITY TX 77414-6958

Customer Service: 979-245-2322  
Hours of Operation: Monday - Friday 8:00 a.m. - 5:00 p.m.  
Emergency After-Hours Repairs: 979-245-7146

### HISTORICAL WATER USAGE



### IMPORTANT MESSAGE

Pay by Phone - 833-309-4327  
Pay Online - www.cityofbaycity.org

RECEIVED 0010-54410-612  
MAR 09 2023  
BY: *DB* Stefanie Pawlosky

## ACCOUNT STATEMENT

ACCOUNT NUMBER	DUE DATE	AMOUNT DUE
<i>INV</i> 16-011000-00	03/15/2023	\$274.66

### ACCOUNT INFORMATION

Service Address: 2604 Nichols  
Service Period: ✓ 01/25/2023 to 02/25/2023  
Billing Date: 03/02/2023  
Due Date: 03/15/2023  
Penalty Date: 03/20/2023

### CURRENT METERED USAGE

Service	Current	Previous	Usage
Water	342	301 ✓	4,100

### ACCOUNT SUMMARY

SERVICE	CHARGE
Water	\$133.05
Sewer	\$141.61
<b>TOTAL CURRENT CHARGES</b>	<b>\$274.66</b>
Balance Forward	\$0.00
<b>TOTAL AMOUNT DUE</b>	<b>\$274.66</b>
<b>TOTAL DUE IF PAID AFTER 03/20/2023</b>	<b>\$274.66</b>

*APPROVED COUNTY AUDITOR*  
*DB* *SP*



ALL PAST DUE BALANCES ARE SUBJECT TO  
DISCONNECTION IMMEDIATELY

\*\*\*NOTICE\*\*\*

Current charges must be paid by 03/25/23 to avoid  
disconnection.

To avoid late charges, payment must be received in the Utility Billing Office by 5 p.m. on 03/20/2023. If balance is not paid by 5 p.m. on 03/25/23, a \$50.00 service fee will be applied to the account and an additional \$50.00 deposit may be required.





City of Bay City  
1901 5th St  
Bay City TX 77414

548  
MAR 14 2023



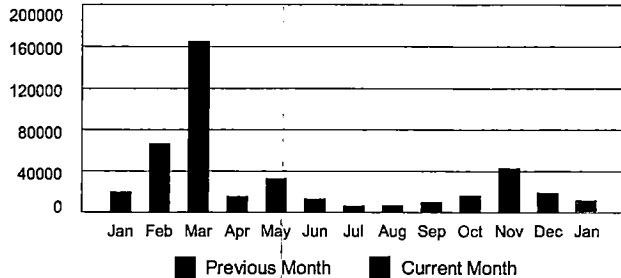
\*\*AUTO\*\*SCH 5-DIGIT 77404 19 PSS 137092AA02-A-1  
5272 1 AV 0.468




MATAGORDA COUNTY  
FAIRGROUNDS  
2604 NICHOLS AVE  
BAY CITY TX 77414-6958

Customer Service: 979-245-2322  
Hours of Operation: Monday - Friday 8:00 a.m. - 5:00 p.m.  
Emergency After-Hours Repairs: 979-245-7146

### HISTORICAL WATER USAGE



### IMPORTANT MESSAGE



010-54410-661

*Jan 22*

## ACCOUNT STATEMENT

ACCOUNT NUMBER	DUE DATE	AMOUNT DUE
J.W. 16-032000-01/2-25	03/15/2023	\$569.44

### ACCOUNT INFORMATION

Service Address: Hamman Rd  
 Service Period: ✓ 01/25/2023 to 02/25/2023  
 Billing Date: 03/02/2023  
 Due Date: 03/15/2023  
 Penalty Date: 03/20/2023

### CURRENT METERED USAGE

Service	Current	Previous	Usage
Water	872	✓ 759	11,300

### ACCOUNT SUMMARY

SERVICE	CHARGE
Water	\$270.42
Sewer	\$299.02

**TOTAL CURRENT CHARGES** **\$569.44**

Balance Forward \$0.00

**TOTAL AMOUNT DUE** **\$569.44**

**TOTAL DUE IF PAID AFTER 03/20/2023** **\$569.44**



**ALL PAST DUE BALANCES ARE SUBJECT TO DISCONNECTION IMMEDIATELY**

\*\*\*NOTICE\*\*\*

Current charges must be paid by 03/25/23 to avoid disconnection.

To avoid late charges, payment must be received in the Utility Billing Office by 5 p.m. on 03/20/2023. If balance is not paid by 5 p.m. on 03/25/23, a \$50.00 service fee will be applied to the account and an additional \$50.00 deposit may be required.



City of Bay City  
1901 5th St  
Bay City TX 77414

548  
MAR 14 2023



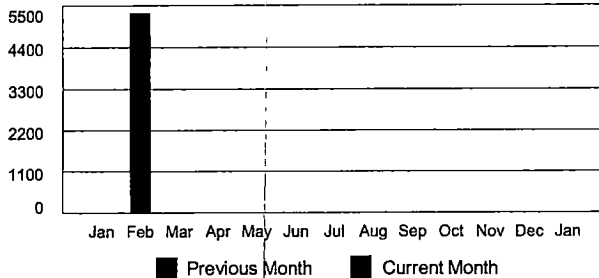
\*\*AUTO\*\*SCH 5-DIGIT 77404 19 PSS 137092AA02-A-1  
5272 1 AV 0.468



MATAGORDA COUNTY  
FAIRGROUNDS  
2604 NICHOLS AVE  
BAY CITY TX 77414-6958

Customer Service: 979-245-2322  
Hours of Operation: Monday - Friday 8:00 a.m. - 5:00 p.m.  
Emergency After-Hours Repairs: 979-245-7146

### HISTORICAL WATER USAGE



### IMPORTANT MESSAGE

Pay by Phone - 833-309-4327  
Pay Online - www.cityofbaycity.org

010-54410 661  
Current charges must be paid by 03/25/23 to avoid disconnection.  
RECEIVED  
MAR 13 2023  
MAR 13 2023  
By [Signature]

## ACCOUNT STATEMENT

ACCOUNT NUMBER	DUE DATE	AMOUNT DUE
Inv. 16-032010-03 2-25	03/15/2023	\$27.31

### ACCOUNT INFORMATION

Service Address: Columbus Rd  
Service Period: ✓ 01/25/2023 to 02/25/2023  
Billing Date: 03/02/2023  
Due Date: 03/15/2023  
Penalty Date: 03/20/2023

### CURRENT METERED USAGE

Service	Current	Previous	Usage
Water	0	0 ✓	0

### ACCOUNT SUMMARY

SERVICE	CHARGE
Water	\$27.31
<b>TOTAL CURRENT CHARGES</b>	<b>\$27.31</b>
Balance Forward	\$0.00
<b>TOTAL AMOUNT DUE</b>	<b>\$27.31</b>
<b>TOTAL DUE IF PAID AFTER 03/20/2023</b>	<b>\$27.31</b>

Approved  
County Auditor  
[Signature]

WARNING

ALL PAST DUE BALANCES ARE SUBJECT TO  
DISCONNECTION IMMEDIATELY

\*\*\*NOTICE\*\*\*

Current charges must be paid by 03/25/23 to avoid disconnection.

To avoid late charges, payment must be received in the Utility Billing Office by 5 p.m. on 03/20/2023. If balance is not paid by 5 p.m. on 03/25/23, a \$50.00 service fee will be applied to the account and an additional \$50.00 deposit may be required.



City of Bay City  
1901 5th St  
Bay City TX 77414

548

MAR 14 2023



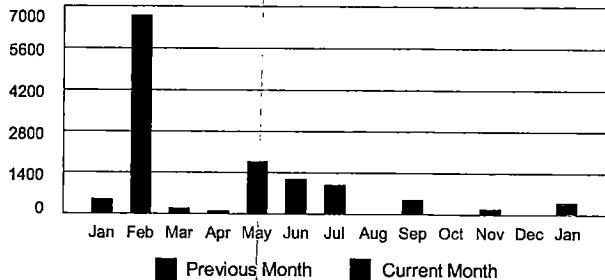
\*\*AUTO\*\*SCH 5-DIGIT 77404 6 PSS 137092AAD2-A-1  
1541 1 AV 0.468

MATAGORDA COUNTY  
HOLDING PEN  
2604 NICHOLS AVE  
BAY CITY TX 77414-6958

1 Fairgrounds

Customer Service: 979-245-2322  
Hours of Operation: Monday - Friday 8:00 a.m. - 5:00 p.m.  
Emergency After-Hours Repairs: 979-245-7146

**HISTORICAL WATER USAGE**



**IMPORTANT MESSAGE**

Pay by Phone: 833-308-4327  
Pay Online: www.cityofbaycity.org

MAR 13 2023

MAR 13 2023 SK

010-54410-661

*J. Noel*

**ACCOUNT STATEMENT**

ACCOUNT NUMBER	DUE DATE	AMOUNT DUE
Inv - 16-032020-00/2-25	03/15/2023	\$78.23

**ACCOUNT INFORMATION**

Service Address: 4901 Nichols  
Service Period: ✓ 01/25/2023 to 02/25/2023  
Billing Date: 03/02/2023  
Due Date: 03/15/2023  
Penalty Date: 03/20/2023

**CURRENT METERED USAGE**

Service	Current	Previous	Usage
Water	4	✓ 0	400

**ACCOUNT SUMMARY**

SERVICE	CHARGE
Water	\$36.53
Sewer	\$41.70
<b>TOTAL CURRENT CHARGES</b>	<b>\$78.23</b>
Balance Forward	\$0.00
<b>TOTAL AMOUNT DUE</b>	<b>\$78.23</b>
<b>TOTAL DUE IF PAID AFTER 03/20/2023</b>	<b>\$78.23</b>

Approved  
County Auditor  
*SK* *VP*



**ALL PAST DUE BALANCES ARE SUBJECT TO DISCONNECTION IMMEDIATELY**

**\*\*\*NOTICE\*\*\***

Current charges must be paid by 03/25/23 to avoid disconnection.

To avoid late charges, payment must be received in the Utility Billing Office by 5 p.m. on 03/20/2023. If balance is not paid by 5 p.m. on 03/25/23, a \$50.00 service fee will be applied to the account and an additional \$50.00 deposit may be required.

P.O. Box 1189  
 ✓ Edna, TX 77957-1189  
 Edna (361) 771-4400  
 Bay City (979) 245-3029

370  
 MAR 14 2023



Office Hours:  
 Monday - Friday  
 8:00 a.m. - 5:00 p.m.

ACCOUNT #	ACCOUNT NAME	RATE	PCRF	BILL TYPE	SERVICE ADDRESS	TELEPHONE #
13416001	MATAGORDA COUNTY PCT 4	41	0.082000	0	Co Comm Pct Barn Hwy 35	(361) 588-6866

SERVICE PERIOD		NO. DAYS	READ TYPE	METER READING		METER NUMBER	MULT	KILOWATT USAGE	CHARGES
FROM	TO			PREVIOUS	PRESENT				
01/18/23	02/18/23	31	2	41841	42347	10329739	1	506	79.14

2 100W- HPS  
 THANK YOU FOR YOUR PAYMENT 02/21/23  
 PREVIOUS AMOUNT DUE 96.52  
 TOTAL AMOUNT DUE 100.14

*C.K.*  
 Code 010-54410-615 K.H.  
 PCT 4

APPROVED  
 COUNTY AUDITOR  
*DB Rep*

COMPARISONS	DAYS SERVICE	KWH USED	AVG. KWH/DAY	COST PER DAY	TOTAL NOW DUE		
CURRENT BILLING PERIOD	31	506	16	2.55	CURRENT BILL PAST DUE AFTER 03/15/23 BILL IS DUE UPON RECEIPT		
PREVIOUS BILLING PERIOD	31	451	15	2.44			
SAME PERIOD LAST YEAR	30	555	19	2.78	AFTER DUE DATE PAY \$100.14		

**\$100.14**

Your Electricity Use Over The Last 13 Months



**PAYMENT MUST BE RECEIVED BY 5PM ON THE DUE DATE**  
**SCHOLARSHIPS ARE DUE BY MARCH 9TH BY 5PM**

VISIT OUR WEBSITE AT: [www.myjec.coop](http://www.myjec.coop)  
 DOWNLOAD THE JEC MOBILE APP FROM THE IOS APP STORE OR GOOGLE PLAY

- Bill Type
- 0 NORMAL
  - 1 ESTIMATED
  - 2 MINIMUM ESTIMATED
  - 3 MINIMUM
  - 4 FINAL
  - 5 PRORATED
  - 6 PRORATED MINIMUM
  - 7 BUDGET BILL
  - 8 WEATHERIZATION/CONTRACT

**RECEIVED**  
 MAR 10 2023

BY: *DB*

- Read Type
- 4 COMPUTER ESTIMATED
  - 4 CONSUMER READ
  - 4 COOP READ
  - 4 CHARGEABLE READ
  - 4 COOP READ - FIELD
  - 5 NEW CONNECT

P.O. Box 1189  
 Edna, TX 77957-1189  
 Edna (361) 771-4400  
 Bay City (979) 245-3029

370  
 MAR 14 2023



Office Hours:  
 Monday - Friday  
 8:00 a.m. - 5:00 p.m.

ACCOUNT #	ACCOUNT NAME	RATE	PCRF	BILL TYPE	SERVICE ADDRESS	TELEPHONE #
13416002	MATAGORDA COUNTY PCT 4	41	0.082000	0	South Hwy 35	(361) 588-6866

SERVICE PERIOD		NO. DAYS	READ TYPE	METER READING		METER NUMBER	MULT	KILOWATT USAGE	CHARGES
FROM	TO			PREVIOUS	PRESENT				
01/18/23	02/18/23	31	2	144165	146466	10329769	1	2301	271.21

THANK YOU FOR YOUR PAYMENT 02/21/23  
 PREVIOUS AMOUNT DUE -243.85  
 TOTAL AMOUNT DUE 243.85  
 TOTAL AMOUNT DUE 271.21

*C.K.*  
 Code 010-54410-615 KH  
 PCT 4

APPROVED  
 COUNTY AUDITOR  
*SB Rep*

COMPARISONS	DAYS SERVICE	KWH USED	AVG. KWH/DAY	COST PER DAY	TOTAL NOW DUE		
CURRENT BILLING PERIOD	31	2301	74	8.75	<b>\$271.21</b>		
PREVIOUS BILLING PERIOD	31	1954	63	7.87			
SAME PERIOD LAST YEAR	30	2168	72	8.42			
					AFTER DUE DATE PAY		\$271.21

Your Electricity Use Over The Last 13 Months



**PAYMENT MUST BE RECEIVED BY 5PM ON THE DUE DATE**  
**SCHOLARSHIPS ARE DUE BY MARCH 9TH BY 5PM**

VISIT OUR WEBSITE AT: [www.myjec.coop](http://www.myjec.coop)  
 DOWNLOAD THE JEC MOBILE APP FROM THE IOS APP STORE OR GOOGLE PLAY

Bill Type	Read Type
0 NORMAL	0 COMPUTER ESTIMATED
1 ESTIMATED	1 CONSUMER READ
2 MINIMUM ESTIMATED	2 COOP READ
3 MINIMUM	3 CHARGEABLE READ
4 FINAL	4 COOP READ - FIELD
5 PRORATED	5 NEW CONNECT
6 PRORATED MINIMUM	
7 BUDGET BILL	
8 WEATHERIZATION/CONTRACT	
9 WAITING TO BE BILLED	

**RECEIVED**  
 MAR 10 2023

BY: *SB*

P.O. Box 1189  
Edna, TX 77957-1189  
Edna (361) 771-4400  
Bay City (979) 245-3029

370  
MAR 14 2023



Office Hours:  
Monday - Friday  
8:00 a.m. - 5:00 p.m.

ACCOUNT #	ACCOUNT NAME		RATE	PCRF	BILL TYPE	SERVICE ADDRESS	TELEPHONE #								
25516001	TRES PALACIOS OAKS VOL		41	0.082000	0	TPO-VFD 1-18 to 2-18-23	(361) 484-6943								
SERVICE PERIOD		NO. DAYS	READ TYPE	METER READING		METER NUMBER	MULT	KILOWATT USAGE	CHARGES						
FROM	TO			PREVIOUS	PRESENT										
01/18/23	02/18/23	31	2	26655	26859	10299377	1	204	46.83						
1 LED-100 W VANDAL PROOLF 1 POLE THANK YOU FOR YOUR PAYMENT 02/21/23 PREVIOUS AMOUNT DUE 68.32 PREVIOUS UNPAID BALANCE 3.09 TOTAL AMOUNT DUE 62.17 (CURRENT BILL DUE DATE DOES NOT APPLY TO PREVIOUS BALANCE DUE)															
Ck Code 010-54410-615 K.H. TPO-VFD															
COMPARISONS					TOTAL NOW DUE		APPROVED COUNTY AUDITOR DB KOP								
CURRENT BILLING PERIOD	DAYS SERVICE	KWH USED	AVG. KWH/DAY	COST PER DAY						\$62.17					
PREVIOUS BILLING PERIOD	31	204	7	1.51	CURRENT BILL PAST DUE AFTER								03/15/23 BILL IS DUE UPON RECEIPT		
SAME PERIOD LAST YEAR	31	220	7	1.60	AFTER DUE DATE PAY										
Your Electricity Use Over The Last 13 Months					PAYMENT MUST BE RECEIVED BY 5PM ON THE DUE DATE SCHOLARSHIPS ARE DUE BY MARCH 9TH BY 5PM										
					VISIT OUR WEBSITE AT: www.myjec.coop DOWNLOAD THE JEC MOBILE APP FROM THE IOS APP STORE OR GOOGLE PLAY										

- Bill Type
- 0 NORMAL
  - 1 ESTIMATED
  - 2 MINIMUM ESTIMATED
  - 3 MINIMUM
  - 4 FINAL
  - 5 PRORATED
  - 6 PRORATED MINIMUM
  - 7 BUDGET BILL
  - 8 WEATHERIZATION/CONTRACT
  - 9 WAITING TO BE BILLED

RECEIVED

MAR 10 2023

- Bill Type
- 0 COMPUTER ESTIMATED
  - 1 CONSUMER READ
  - 2 COOP READ
  - 3 CHARGEABLE READ
  - 4 COOP READ - FIELD
  - 5 NEW CONNECT

BY: *DB*

P.O. Box 1189  
 Edna, TX 77957-1189  
 ✓ Edna (361) 771-4400  
 Bay City (979) 245-3029

370  
 MAR 14 2023



Office Hours:  
 Monday - Friday  
 8:00 a.m. - 5:00 p.m.

ACCOUNT # <b>121823</b> 52570001		ACCOUNT NAME MATAGORDA COUNTY PCT 3 (ALL)		RATE 20	PCRF 0.082000	BILL TYPE 3	SERVICE ADDRESS 3372 FM 521 - <b>Carl Park</b>		TELEPHONE # (979) 244-7605
SERVICE PERIOD		NO. DAYS	READ TYPE	METER READING		METER NUMBER	MULT	KILOWATT USAGE	CHARGES
FROM	TO			PREVIOUS	PRESENT				
01/09/23	02/18/23 ✓	40	0			0			20.00
MEMBERSHIP FEE									20.00
TOTAL AMOUNT DUE									40.00
<p>010 54410-660</p> <p>ALT</p> <p>APPROVED COUNTY AUDITOR</p> <p>SB KGP</p>									
COMPARISONS	DAYS SERVICE	KWH USED	AVG. KWH/DAY	COST PER DAY	TOTAL NOW DUE				<b>\$40.00</b> ✓
CURRENT BILLING PERIOD	40	0	0	0.50	CURRENT BILL PAST DUE AFTER		03/15/23	BILL IS DUE UPON RECEIPT	
PREVIOUS BILLING PERIOD	0	0	0	0	AFTER DUE DATE PAY				\$42.00
SAME PERIOD LAST YEAR	0	0	0	0	PAYMENT MUST BE RECEIVED BY 5PM ON THE DUE DATE SCHOLARSHIPS ARE DUE BY MARCH 9TH BY 5PM  VISIT OUR WEBSITE AT: <a href="http://www.myjec.coop">www.myjec.coop</a> DOWNLOAD THE JEC MOBILE APP FROM THE IOS APP STORE OR GOOGLE PLAY				
RECEIVED MAR 09 2023  BY: <b>SB</b>									

- Bill Type
- 0 NORMAL
  - 1 ESTIMATED
  - 2 MINIMUM ESTIMATED
  - 3 MINIMUM
  - 4 FINAL
  - 5 PRORATED
  - 6 PRORATED MINIMUM
  - 7 BUDGET BILL
  - 8 WEATHERIZATION/CONTRACT
  - 9 WAITING TO BE BILLED

- Read Type
- 0 COMPUTER ESTIMATED
  - 1 CONSUMER READ
  - 2 COOP READ
  - 3 CHARGEABLE READ
  - 4 COOP READ - FIELD
  - 5 NEW CONNECT

#9

Order to approve Jackson Electric Cooperative, Inc. Membership Application and Agreement Electric Service for light to be installed at Carl Park in Matagorda County Precinct #3

**BE IT REMEMBERED**, that on this 28<sup>th</sup> day of November, 2022, the Commissioner's Court of Matagorda County, Texas met in **Regular Session**, with a quorum in attendance, and upon motion duly made by Commissioner Shimek and seconded by Commissioner Cook, with all others concurring, to approve Jackson Electric Cooperative, Inc. Membership Application and Agreement Electric Service for light to be installed at Carl Park in Matagorda County Precinct #3.

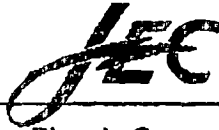
**PASSED IN OPEN COURT** this 28<sup>th</sup> day of November, 2022.



---

Nate McDonald, County Judge  
Matagorda County, Texas





Jackson Electric Cooperative, Inc.  
MEMBERSHIP APPLICATION AND AGREEMENT

This represents a request for membership in Jackson Electric Cooperative, Inc. (hereinafter referred to as "Cooperative") by the undersigned (hereinafter referred to as "Applicant"). When approved by the Cooperative's Board of Directors, this shall represent the membership agreement with the Cooperative.

A.

Applicant's signature on this form shall constitute a written request for membership in the Cooperative. Any person, firm, association, corporation, body politic or subdivision thereof is eligible for membership in the Cooperative. However, no entity shall have more than one membership in the Cooperative.

B.

Applicant's request for membership shall be accompanied by a membership fee that is in effect at the time of membership request. Membership fee is subject to adjustment by the Cooperative's Board of Directors from time to time, but Applicant will only pay membership fee in effect at time of request. Membership fee is used to secure membership status in the Cooperative and purchases no stock nor accrues interest. Membership fee is refundable upon termination of membership and compliance with Section E of this agreement.

C.

Acceptance of Applicant's membership shall allow Member to purchase said service or services as shall be provided to Members of the Cooperative. The Applicant, by paying a membership fee and becoming a Member, assumes no personal responsibility or liability for any debts or liabilities of the Cooperative and it is expressly understood that under the law his private property is exempt from execution for any such liability. By executing an agreement for service, Applicant shall be bound by the Cooperative's bylaws, policies, rules and tariffs approved by the Cooperative's Board of Directors and/or the Public Utility Commission of Texas and any other governmental agency exercising jurisdiction over said service and as the above may be amended from time to time.

D.

Acceptance of Applicant's membership shall allow Member all rights and privileges within the Cooperative and the conduct of Cooperative business. The Cooperative shall use the address herein referenced or as may be updated by the Member for the purpose of providing legal notice from the Cooperative.

E.

Any Member may withdraw from membership upon payment in full of all debts and liability owed the Cooperative and upon compliance with such terms and conditions as the Board of Directors may prescribe. A Member of the Cooperative may be expelled by an affirmative two-thirds (2/3rds) vote of a quorum of the membership. Transfer of assignment of membership shall be by written request and approved by the Board of Directors of the Cooperative.

F.

Membership may be requested separately by husband or wife or can be maintained jointly by the couple. A joint membership shall entitle a couple only one vote in the Cooperative affairs.

It is the policy of this Cooperative that each Member connected to its system has a paid membership fee, connect fee and deposit, and established credit with an executed Membership Application and Agreement and executed Service Agreement for Residential/General Service. The membership fee and deposit are refundable upon discontinuing service and the payment of Member's final electric bill. The connect fee is not refundable.

Applicant Use

Date of Request: 11/01/2022  
Applicant Name: MATAGORDA COUNTY  
Applicant Signature: [Signature]  
Mailing Address: 25000 SH 35 SOUTH  
City, State, Zip: PALACIOS, TX. 77465  
Social Security #: N/A  
TX D/L or Employee ID #: N/A  
Meter Number: N.S.

Cooperative Use

Approval Date: 11/01/2022  
By: ANNABELLE GONZALES  
James E. Coleman, General Manager  
PO Box 1189  
Edna, TX 77957-1189  
Member Account # Assigned: \_\_\_\_\_



Jackson Electric Cooperative, Inc.  
CONTRACT FOR ELECTRIC SERVICE

The undersigned, MATAGORDA COUNTY (hereinafter called the "Customer") hereby on this the 1 day of NOVEMBER, 2022, makes application and agrees to purchase electric service from JACKSON ELECTRIC COOPERATIVE, INC. (hereinafter called the "Cooperative") upon the following terms and conditions:

1. **Member.** The Customer agrees to become a member of the Cooperative and file a membership agreement and pay the current membership fee. Customer will comply with and be bound by the provisions of the articles of incorporation, bylaws and tariff of the Cooperative. Said tariff is a part of this agreement to the same extent as if fully set out herein and is on file and available at any Cooperative office. Any tariff provision (including rate) may be changed by method and order or consent of any regulatory authority having jurisdiction thereof, whether or not at the request of the Cooperative.
2. **Service.** Cooperative agrees to use reasonable diligence to provide electric utility service to a point of delivery at Customer's service location. The electric service contracted for herein is to be provided and taken in accordance with the provisions of this contract and Cooperative's tariff. Customer herein requests electrical service as follows:

Service Voltage requested 110, at SINGLE Phase.

Connected Load to consist of the following:

Connected Horsepower: N/A Largest single Motor: N/A

Connected Misc. and lighting load: 200 amps

Connected Heating and/or Air Conditioning load: N/A

3. **Rate.** Cooperative agrees to connect and bill this account under the Cooperative's approved 41 Rate Schedule (copy attached hereto).
4. **Special Service Conditions:** Customer agrees to pay a one-time non-refundable contribution-in-aid of construction in the amount of \$ 25.00 to have distribution service extended to the account location, located at 3310 FM 521, PALACIOS in MATAGORDA County, Texas. Minimum monthly bill will be the Rate Customer Charge or a Minimum Increased Customer Charge of \$ 25.00. This increased minimum shall be used to amortize either line charges or special service conditions and continue as long as service is taken for this account. This agreement shall continue for N/A years until canceled with 30 days' notice by one party to the other.
5. **Payment.** Customer agrees to purchase and pay for electric service in accordance with Cooperative's tariff. Periodically, Cooperative will render to Customer a statement of services rendered. Customer agrees to pay the total amount shown on such statement or statements within sixteen (16) days from its date. Delinquency on any one statement, if more than one, shall be considered as a delinquency on all, for payment purposes. Delinquent accounts shall be subject to a monthly fee as established by tariffs. Payment shall be made to Cooperative at its office in Jackson County, Texas.

- 6. **Breach.** Upon failure to make payment or perform any obligation under this Agreement, the Cooperative shall have the right to discontinue service as well as apply other remedies that may be available by law. Member understands and agrees that any damage known or unknown, foreseeable or unforeseeable resulting from a disconnect on part of the Customer shall be the responsibility of Customer and no liability shall rest in any manner or part on the Cooperative by reason of its following its rules, regulations, and policies. The address shown on the membership application, unless designated otherwise in writing by applicant, shall be deemed the address of the applicant for all legal purposes as to notice and compliance with notice provisions.
- 7. **Customer's Installation/Safety.** Customer warrants that his or her installation (including all conductors, switches, equipment, wiring, and protective devices of any kind) is constructed and will be maintained in accordance with the National Electrical Safety Code of the American Standards Association, as well as applicable laws or ordinances. Customer understands that electricity conducted through the Cooperative's facilities may pose a hazard and agrees that Customer shall not permit any person on Customer's premises to contact or come in close proximity to Cooperative's facilities. Customer agrees to install such wiring, controls and protective devices as necessary to adequately use and protect the customer and the public and comply with applicable codes and guidelines. The Cooperative will not conduct electrical inspections of the Customer facilities but may disconnect electrical service for faulty or hazardous conditions. The Cooperative may or may not provide prior notice of such disconnect depending upon the circumstances.
- 8. **Entire Agreement.** This Agreement constitutes the entire Agreement between the parties and supersedes all prior agreements between the Customer and Cooperative for the service herein described. Customer agrees the Cooperative, its agents and employees have made no representations, promises, or any inducements, written or verbal, which are not contained herein.

**Cooperative Use**

Signed by: Annabelle Gonzales  
(Authorized Employee)

Name and Title: ANNABELLE GONZALES  
MEMBER SERVICE COORDINATOR

PO Box 1189

Edna, TX 77957-1189

(361)771-4400

Membership Paid: 20.00

Deposit Paid: None *None deposit by*

Connection Fee: 15.00

**Member Use**

Customer: MATAGORDA COUNTY  
(Printed Name)

Signed by: Nate McDonald  
(Authorized Agent)

Name and Title: Nate McDonald, County Judge

Address: 1700 7th Street #301  
Bay City, Texas 77414

Phone: (979) 244-7605

**From:** "Jennifer Chau" <jchau@co.matagorda.tx.us>  
**To:** "Amanda Hunter" <ahunter@co.matagorda.tx.us>  
**Date:** 11/10/2022 12:41 PM  
**Subject:** Re: Carl Park JEC Contract

---

No changes, thank you!

Matagorda County Attorney  
1700 7th Street, Room 305  
Bay City, Texas 77414  
(979) 244-7645 Telephone  
(979) 244-7647 Facsimile  
[attorney@co.matagorda.tx.us](mailto:attorney@co.matagorda.tx.us)

CONFIDENTIALITY NOTE: The information transmitted, including attachments, is intended only for the person(s) or entity to which it is addressed and may contain confidential and/or privileged material. Any review, retransmission, dissemination or other use of, or taking of any action in reliance upon this information by persons or entities other than the intended recipient is prohibited. If you received this in error, please contact the sender and destroy any copies of this information.

**From:** "Amanda Hunter" <ahunter@co.matagorda.tx.us>  
**To:** "Jennifer Chau" <jchau@co.matagorda.tx.us>  
**Date:** Wed, 02 Nov 2022 15:46:12 -0500  
**Subject:** Re: Carl Park JEC Contract

Please review and let me know if I need to do any changes before putting it on Commissioners Court Agenda.

Thank you,  
Amanda Hunter  
361-972-2719

**From:** "Jennifer Chau" <jchau@co.matagorda.tx.us>  
**To:** "Amanda Hunter" <ahunter@co.matagorda.tx.us>, "Troy Shimek"



# Jackson Electric Cooperative, Inc.

P.O. Box 1189, EDNA TX 77957

Office Hours: Monday - Friday, 8:00 a.m. - 5:00 p.m.

Bay City (979) 245-3029

Edna (361) 771-4400

Pay Online at: [www.myjec.coop](http://www.myjec.coop)

Account Number	Meter	Service Address	MESSAGES
52570001	0	3372 FM 521	<i>01054410-660</i> <i>Att</i>
MATAGORDA COUNTY PCT 3 (ALL 25000 STATE HIGHWAY 35 S PALACIOS TX 77465-1920			
SERVICE ADDRESS: 3372 FM 521			
Cutoff Date		Past Due Amount	
03/27/23		\$42.00	
<b>DELINQUENT NOTICE</b>			

**PLEASE PAY \$42.00 BEFORE 03/27/23 TO AVOID DISCONNECTION**

Dear Member:

Our records show your bill is delinquent in the amount shown. Please check your records, and if you have any questions please call our office. If payment is not received in our office before the disconnect date shown above, your electric service could be disconnected. If service is disconnected, payment of the collection fee, reconnect fee, and total amount due will be required before service is to be restored. An additional deposit may also be required.

**BAY CITY - (979) 245-3029**

**EDNA - (361) 771-4400**

Pay Online at: [www.myjec.coop](http://www.myjec.coop)

PLEASE DETACH AND RETURN THIS PORTION WITH PAYMENT - RETAIN TOP PORTION FOR YOUR RECORDS

TX01021F



JACKSON ELECTRIC COOPERATIVE, INC  
PO BOX 1189  
EDNA TX 77957-1189  
Return Service Requested

Account Number	52570001
Past Due Amount	\$42.00
<b>TO AVOID CUTOFF PAY BY</b>	<b>03/27/23</b>
<b>DEPOSIT REQUIRED IF DISCONNECTED</b>	<b>\$50.00</b>

\*\*\*\*\*AUTO\*\*5-DIGIT 77465



MATAGORDA COUNTY PCT 3 (ALL  
25000 STATE HIGHWAY 35 S  
PALACIOS TX 77465-1920



*pd \$40.00 3-20-23 ck# 107411*

914 **RECEIVED**  
**MAR 23 2023**

JACKSON ELECTRIC COOPERATIVE, INC  
PO BOX 1189  
EDNA TX 77957-1189



BY: *SB*

**Invoice**

370  
MAR 14 2023



Visit us online at [www.MyJEC.net](http://www.MyJEC.net)

✓ MyJEC.net  
100 Cooperative Way  
Bay City, Texas 77414  
Tel: 361-771-4444  
Email: [internet\\_ops@myjec.coop](mailto:internet_ops@myjec.coop)

✓ Matagorda County Precinct #3  
25000 State Hwy 35S  
Palacios, Texas 77465

Account Number: 232021FBR  
Invoice No: 96613  
Payment is Due: Apr 01, 2023  
Bill Cycle Date: Apr 01, 2023 - May 01, 2023

**Internet**

**Previous Payment Details**

Date	Description	Amount
Feb 21, 2023	Check 106974	\$55.99

**Previous Balance**

\$0.00

**Subscription Details**

Qty	Product	Amount
1.00	Monthly Maintenance Plan	\$6.00
1.00	50/10 Tax Free	\$25.00
1.00	50/10	\$14.99
1.00	IP ADDRESS	\$10.00

010 54200-614 AH

Account Balances not paid by the 10th of the month will result in automatic service disconnection.

>>> Please include account number on all checks <<<

Net Amount	\$55.99
Tax Amount	\$0.00
Invoice Total	\$55.99
Previous Balance	\$0.00
<b>Total Amount Due</b>	<b>\$55.99 ✓</b>

Powered By Azotel

**RECEIVED**  
MAR 09 2023

FY: DB

APPROVED  
COUNTY AUDITOR  
*DB* *CP*

MyJEC.net  
100 Cooperative Way Bay City United States

370

MAR 14 2023

RECEIVED

at 7:00 o'clock A m

MAR 09 2023

# Invoice

✓ MyJEC.net  
 100 Cooperative Way  
 Bay City, Texas 77414  
 Tel: 361-771-4444  
 Email: internet\_ops@myjec.coop

Justice of the Peace, Pct. 6  
 Matagorda County, Texas  
 By K. Hubbard



Visit us online at www.MyJEC.net

010-54200-466

✓ Matagorda Justice of the Peace #6  
 22001 FM 457  
 Sargent, Texas 77414

Account Number: 9821FBR  
 Invoice No: 96928  
 Payment is Due: Apr 01, 2023  
 Bill Cycle Date: Apr 01, 2023 - May 01, 2023

## Internet

### Previous Payment Details


Date	Description	Amount
Feb 21, 2023	Check 106974	\$55.99

### Previous Balance

\$0.00

### Subscription Details

Qty	Product	Amount
1.00	Monthly Maintenance Plan	\$6.00
1.00	IP ADDRESS	\$10.00
1.00	50/10 Tax Free	\$25.00
1.00	50/10	\$14.99



Account Balances not paid by the 10th of the month will result in automatic service disconnection.

>>> Please include account number on all checks <<<

Net Amount	\$55.99
Tax Amount	\$0.00
Invoice Total	\$55.99
Previous Balance	\$0.00
<b>Total Amount Due</b>	<b>\$55.99</b>

Approved  
 County Auditor  
 SRK VOP

2022

TXU

JAN 18 2023

VENDOR # 2149

ACCT# 100064844327

INV# 054903060816 INVOICE DATED 1/6/23

DESC NOV - DEC 22

ADDRESS	ESI ID	METER #	SERV.	DATES	TOTAL	DEPT #
18 BAYVIEW MATAGORDA (JP#2)	10032789403973976	119711668	11/16/22	12/18/22	\$ 11.63	010-54410-462
190 AVE F MARKHAM (JP#4)	10032789461015050	163788084	11/17/22	12/19/22	\$ 66.83	010-54410-464
2200 7TH ST (CMOB)	10032789456726070	558785152	11/02/22	12/04/22	\$ 2,083.37	010-54410-508
ODLTS 2200 7TH ST (CMOB)	10032789456726071	7007055012SD	11/02/22	12/04/22	\$ 30.23	010-54410-508
ODLTS 2200 7TH ST (CMOB)	10032789456726072	7007055046SD	11/02/22	12/04/22	\$ 20.32	010-54410-508
1700 7TH ST (COURTHOUSE)	10032789496308881	558026869	11/30/22	01/02/23	\$ 6,093.04	010-54410-510
2004 KILOWATT DR (COURTHOUSE)	10032789431907311	122239665			CUT-OFF	010-54410-510
ODLTS 2004 KILOWATT (COURTHOUSE)	10032789495599911	7007151282SD			CUT-OFF	010-54410-510
2323 AVE E (JAIL)	10032789405892400	558782187	11/30/22	01/02/23	\$ 3,143.23	010-54410-512
ODLTS 2323 AVE E (JAIL)	10032789405892401	7006958123SD	11/30/22	01/02/23	\$ 15.22	010-54410-512
405 COMMERCE PALACIOS (JAIL)	10032789440808411	119430885	11/18/22	12/20/22	\$ 290.49	010-54410-512
2308 AVE F (S.O.)	10032789485567631	558782938	01/30/22	01/02/23	\$ 857.65	010-54410-560
MATAGORDA (TRANSFER ST)	10032789494278861	119431822	11/14/22	12/14/22	\$ 6.91	010-54410-595
EL MATON UNIT P43 (TRANSFER ST)	10032789482241440	169715859	11/09/22	12/11/22	\$ 15.30	010-54410-595
2604 NICHOLS AVE/CO BARN (PCT#1)	10032789459112270	122240792	11/04/22	12/06/22	\$ 115.59	010-54410-612
ODLTS NICHOLS AVE (PCT#1)	10032789485513550	7007116623SD	11/08/22	12/08/22	\$ 89.15	010-54410-612
ODLTS NICHOLS AVE (PCT#1)	10032789485513551	7007116651SD	11/28/22	12/28/22	\$ 20.12	010-54410-612
ODLTS NICHOLS AVE (PCT#1)	10032789485513552	7007116680SD	11/28/22	12/28/22	\$ 40.98	010-54410-612
HWY 60 OUTDOOR LTS(PCT#1)	10032789423558520	7006982603SD	11/21/22	12/21/22	\$ 18.64	010-54410-612
ODLTS 3520 NICHOLS AVE (PCT#1)	10032789479928771	7005770635SD	11/04/22	12/06/22	\$ 10.16	010-54410-612
17817 WOOD PLEDGER COMM CTR(PCT#1)	1008901015815710800100	190851001	11/14/22	12/14/22	\$ 126.68	010-54410-612
FISHER ST MATAGORDA (PCT#2)	10032789414370120	122332798	11/16/22	12/18/22	\$ 71.16	010-54410-613
OLD MAGNOLA/MATAGORDA (PCT#2)	10032789419199850	7006973193SD	11/16/22	12/18/22	\$ 9.98	010-54410-613
ST LTS FISHER MATAGORDA (PCT#2) ✓	10032789427542180	200527912	11/16/22	12/18/22	\$ 6.05	010-54410-613
115 LAUREL MATAGORDA (PCT#2)	10032789495257641	120726105	11/16/22	12/18/22	\$ 6.70	010-54410-613
OLD SCHOOL MATAGORDA/PCT#2 ✓	10032789417127397	148896249	11/16/22	12/18/22	\$ 6.95	010-54410-613
MATAGORDA FIREMAN'S HALL (PCT#2)	10032789446568110	122330875	11/16/22	12/18/22	\$ 296.41	010-54410-613
SELKIRK FIRE DEPT (PCT#2)	10032789427413670	122279171	11/15/22	12/15/22	\$ 148.74	010-54410-613
25000 SH 35 (PCT#3)	10032789453394875	120730531	11/09/22	12/11/22	\$ 56.53	010-54410-614
25000 SH 35 UNIT P7 (PCT#3)	10032789474945241	122240914	11/09/22	12/11/22	\$ 27.09	010-54410-614
ODLTS 25000 SH 35 (PCT#3)	10032789474945242	7005712552SD	11/09/22	12/11/22	\$ 80.40	010-54410-614
BLESSING BALLPRK W UNIT (PCT#4)	10032789402787491	558783656	11/30/22	01/02/23	\$ 1,771.99	010-54410-615
ODLTS BLESSING PRK (PCT#4)	10032789402787492	7006972189SD	11/30/22	01/02/23	\$ 139.35	010-54410-615
MIDFIELD COMM CTR (PCT#4)	10032789459047060	157104699	11/02/22	12/04/22	\$ 269.93	010-54410-615
ODLTS MIDFIELD COMM CTR (PCT#4)	10032789459047061	7007074246SD	11/02/22	12/04/22	\$ 9.93	010-54410-615
ODLTS MIDFIELD FIRE ST (PCT#4)	10032789461418841	7007068113SD	11/02/22	12/04/22	\$ 14.27	010-54410-615
190 AVE F MARKHAM ANNEX (PCT#4)	10032789426253880	157911497	11/17/22	12/19/22	\$ 26.11	010-54410-615

OR

OR

OR

OR



TXU

ADDRESS	ESI ID	METER #	SERV.	DATES		DEPT #
BLESSING COMM CTR (PCT#4)	10032789461693260	161176296	11/30/22	01/02/23	\$ 178.16	010-54410-615
ST LTS BLESSING CC PAVILION (PCT#4)	10032789436470608	7005470886SD	11/28/22	12/28/22	\$ 18.64	010-54410-615
ODLTS BLESSING COMM CTR (PCT#4)	10032789461693261	7007074015SD	11/30/22	01/02/23	\$ 8.25	010-54410-615
MARKHAM COMM CTR (PCT#4)	10032789476839780	122330835	11/17/22	12/19/22	\$ 306.91	010-54410-615
ODLTS MARKHAM CC (PCT#4)	10032789476839781	7007105031OT	11/17/22	12/19/22	\$ 20.11	010-54410-615
HEFFINGER PRK LTS BLESSING (PCT#4)	10032789478079271	144074530	11/30/22	01/02/23	\$ 31.94	010-54410-615
ODLTS WATER WELL MIDFIELD (PCT#4)	10032789492176731	7007147859SD	11/02/22	12/04/22	\$ 14.85	010-54410-615
ODLTS BLESSING CC 932 (PCT#4)	10032789496744772	7007144530MV	11/29/22	12/29/22	\$ 13.72	010-54410-615
ODLTS BLESSING CC 935 (PCT#4)	10032789496744773	7005911722MV	11/29/22	12/29/22	\$ 47.36	010-54410-615
E END OF PRK BLESSING (PCT#4)	10032789497890130	119426810	11/30/22	01/02/23	\$ 30.97	010-54410-615
ST LTS BLESSING PRK (PCT#4)	10032789441468646	7005524968SD	11/28/22	12/28/22	\$ 42.20	010-54410-615
190 AVE F UNIT FIRESTATION MARKHAM (PCT#4)	10032789487564611	122291027	11/17/22	12/19/22	\$ 62.30	010-54410-615
RAWLS UNIT FIRESTATION MIDFIELD (PCT#4)	10032789433412700	136592656	11/02/22	12/04/22	\$ 396.21	010-54410-615
FM 521 PRK WADSWORTH (RIVER PRK)	10032789412055530	7006966354SD	11/16/22	12/18/22	\$ 53.06	010-54410-660
ODLTS FM 521 PRK WADSWORTH (RIVER PRK)	10032789420235651	7006991419SD	11/14/22	12/14/22	\$ 40.20	010-54410-660
ODLTS FM 521 PRK WADSWORTH (RIVER PRK)	10032789420235652	7005369954SD	11/14/22	12/14/22	\$ 20.08	010-54410-660
FM 521 PALACIOS (RIVER PARK)	10032789465240600	7005661310SD	11/10/11	12/12/22	\$ 20.08	010-54410-660
HOLDING PEN (FAIRGROUNDS)	10032789407891290	200574765	11/04/22	12/06/22	\$ 239.37	010-54410-661
CTR OF CARNIVAL (FAIRGROUNDS)	10032789419036321	125243718	11/04/22	12/06/22	\$ 6.46	010-54410-661
INDOOR ARENA (FAIRGROUNDS)	10032789419218250	592403229	11/04/22	12/06/22	\$ 1,143.32	010-54410-661
SHOW BARN/RV PARK (FAIRGROUNDS)	10032789443561762	590613354	11/04/22	12/06/22	\$ 98.15	010-54410-661
ODLTS HAMMAN RD (FAIRGROUNDS)	10032789443561763	7005516394SD	11/07/22	12/07/22	\$ 40.91	010-54410-661
OUTDOOR ARENA (FAIRGROUNDS)	10032789444026850	151900075	11/04/22	12/06/22	\$ 187.28	010-54410-661
HOME EC/MP BLDG (FAIRGROUNDS)	10032789474465420	558026845	11/04/22	12/06/22	\$ 395.66	010-54410-661
ODLTS NICHOLS RD (FAIRGROUNDS)	10032789480469090	7007112012SD	11/08/22	12/08/22	\$ 36.51	010-54410-661
FANS BACK OF ARENA (FAIRGROUNDS)	10032789499566851	119431781	11/04/22	12/06/22	\$ 177.79	010-54410-661
4511 FM 2668 UNIT 3 (FAIRGROUNDS)	10032789406762840	171155561	11/04/22	12/06/22	\$ 97.05	010-54410-661
FM 2668 UNIT 7 (FAIRGROUNDS)	10032789420166760	142588863	11/04/22	12/06/22	\$ 7.12	010-54410-661
ODLTS RIVERBEND MATAGORDA (MARINE)	10032789432664941	7006992918SD	11/16/22	12/18/22	\$ 20.08	010-54410-662
TOTAL:					\$19,751.87	

OR

RECEIVED  
JAN 13 2023

BY: *SB*

APPROVED  
COUNTY AUDITOR

*SB Kop*



Customer Name: MATAGORDA COUNTY  
 Account Number: 100064844327  
 Invoice Number: 054903060816  
 Invoice Date: 01/06/2023

**Account Summary**

Previous Balance	Credits/Payments	Balance Forward	Current Charges	Amount Due	Due Date
\$36,986.59	\$36,986.59 CR	\$0.00	\$19,751.87	\$19,751.87	02/06/2023

See remaining pages for invoice details.

**Customer Communications**

*Shelly Harts*

**RECEIVED**  
 JAN 13 2023

BY: *SB*

**How to Contact Us**

**Account Service Manager**  
 Commercial Support Team  
 Phone: (866) 898-3465  
 Email: [commercialsupport@txu.com](mailto:commercialsupport@txu.com)  
 Customer Service: 8:30AM - 5:30PM M-F

**Power Outage Notification:**  
 American Electric Power - 1-866-223-8508  
 CenterPoint Energy - 1-800-332-7143

REP Certificate: #10004

Please return this portion with your payment in the enclosed envelopes. Make checks payable to TXU Energy. Do not include correspondence with your payment.

The TXU Energy Aid<sup>SM</sup> program helps families in critical situations with bill payment assistance.  
 For Donations Only

One-time gift to TXU Energy Aid<sup>SM</sup> program \$ \_\_\_\_\_  
 Recurring monthly donation to TXU Energy Aid<sup>SM</sup> program \$ \_\_\_\_\_

**Account Number:**  
 100064844327

Amount Due	Due Date
\$19,751.87	02/06/2023

To ensure proper payment posting, please provide this number (100064844327) on all payments and send to the address directly below.

SP 07 000069 96234E 1 A\*\*SNGLP

✓ MATAGORDA COUNTY  
 1700 7TH ST, RM 301  
 BAY CITY TX 77414-5034

✓ TXU ENERGY  
 PO BOX 650638  
 DALLAS, TX 75265-0638

21100064844327000197518700000000002

000069 1/35

**Customer Name:** MATAGORDA COUNTY  
**Account Number:** 100064844327  
**Invoice Number:** 054903060816  
**Invoice Date:** 01/06/2023

### Important Information

Your satisfaction is our top priority. Do you have feedback? Email us at [txuexec@txu.com](mailto:txuexec@txu.com) or write us at TXU Energy Executive Feedback, PO Box 650764, Dallas, TX 75265-0764. The amount billed may include price changes allowed by law or regulatory actions. See an unauthorized charge on your bill? Call us toll-free at 1-866-898-3465 (8:30AM - 5:30PM M-F), and we'll work to resolve any issues. If you're not satisfied with the resolution, you may file a complaint with the Public Utility Commission of Texas PO Box 13326, Austin, TX 78711-3326; (512)936-7120 or toll-free in Texas (888)782-8477. Hearing and speech-impaired individuals with text telephones (TTY) may contact the Public Utility Commission of Texas at (512)936-7136.

### Account Summary Detail

<b>Previous Balance</b>		<b>\$</b>	<b>36,986.59</b>
<b>Credits/Payments</b>			
Inc. Check Payment	12/02/2022	\$	18,735.65 CR
Inc. Check Payment	01/02/2023	\$	18,250.94 CR
<b>Subtotal</b>		<b>\$</b>	<b>36,986.59 CR</b>
<b>Balance Forward</b>		<b>\$</b>	<b>0.00</b>
<b>Debits/Charges</b>		<b>\$</b>	<b>0.00</b>



**Customer Name:** MATAGORDA COUNTY  
**Account Number:** 100064844327  
**Invoice Number:** 054903060816  
**Invoice Date:** 01/06/2023

**Account Summary**

ESI ID Facility ID	Service Address	Start Service End Service	kWh Actual kW/kVA	Commercial TDU Charges	Commercial Taxes TDU Taxes	Total Charges	Flag
10032789496308881	1700 7TH ST BAY CITY, TX 77414-5080	11/30/2022 01/02/2023	90,432 200	\$3,718.08 \$2,374.96	\$0.00 \$0.00	\$6,093.04	
10032789456726070	2200 7TH ST BAY CITY, TX 77414-5254	11/02/2022 12/04/2022	25,480 91	\$1,003.78 \$1,079.59	\$0.00 \$0.00	\$2,083.37	
10032789456726072	2200 7TH ST UNIT FL BAY CITY, TX 77414-5254	11/02/2022 12/04/2022	155 -	\$6.11 \$14.21	\$0.00 \$0.00	\$20.32	
10032789456726071	2200 7TH ST UNIT FL BAY CITY, TX 77414-5254	11/02/2022 12/04/2022	208 -	\$8.19 \$22.04	\$0.00 \$0.00	\$30.23	
10032789485513551	NICHOLS AVE UNIT 400FLD2 BAY CITY, TX 77414	11/28/2022 12/28/2022	155 -	\$6.14 \$13.98	\$0.00 \$0.00	\$20.12	
10032789405892401	2323 AVENUE E BAY CITY, TX 77414-6001	11/30/2022 01/02/2023	104 -	\$4.20 \$11.02	\$0.00 \$0.00	\$15.22	
10032789405892400	2323 AVENUE E BAY CITY, TX 77414-6001	11/30/2022 01/02/2023	50,688 84	\$2,094.05 \$1,049.18	\$0.00 \$0.00	\$3,143.23	
10032789485567631	2308 AVENUE F BAY CITY, TX 77414-6045	11/30/2022 01/02/2023	12,480 27	\$515.44 \$342.21	\$0.00 \$0.00	\$857.65	
10032789419218250	4511 FM 2668 UNIT 1 BAY CITY, TX 77414-3991	11/04/2022 12/06/2022	10,720 56	\$428.78 \$714.54	\$0.00 \$0.00	\$1,143.32	
10032789474465420	4511 FM 2668 UNIT 2 BAY CITY, TX 77414-3991	11/04/2022 12/06/2022	1,680 28	\$68.82 \$326.84	\$0.00 \$0.00	\$395.66	
10032789408762840	4511 FM 2668 UNIT 3 BAY CITY, TX 77414-3991	11/04/2022 12/06/2022	218 5	\$9.16 \$87.89	\$0.00 \$0.00	\$97.05	
10032789499566851	4511 FM 2668 UNIT 4 BAY CITY, TX 77414-3991	11/04/2022 12/06/2022	100 15	\$3.99 \$173.80	\$0.00 \$0.00	\$177.79	
10032789444026850	4511 FM 2668 UNIT 5 BAY CITY, TX 77414-3991	11/04/2022 12/06/2022	105 15	\$5.12 \$182.16	\$0.00 \$0.00	\$187.28	
10032789407891290	4511 FM 2668 UNIT 6 BAY CITY, TX 77414-3991	11/04/2022 12/06/2022	1,846 12	\$75.15 \$164.22	\$0.00 \$0.00	\$239.37	
10032789420166760	4511 FM 2668 UNIT 7 BAY CITY, TX 77414-3991	11/04/2022 12/06/2022	14 -	\$0.61 \$6.51	\$0.00 \$0.00	\$7.12	
10032789419036321	4511 FM 2668 UNIT 8 BAY CITY, TX 77414-3991	11/04/2022 12/06/2022	5 -	\$0.40 \$6.06	\$0.00 \$0.00	\$6.46	
10032789443561762	4511 FM 2668 UNIT 9 BAY CITY, TX 77414-3991	11/04/2022 12/06/2022	680 4	\$29.10 \$69.05	\$0.00 \$0.00	\$98.15	
10032789443561763	HAMMAN RD ODLT 400HPS AL BAY CITY, TX 77414	11/07/2022 12/07/2022	310 -	\$12.46 \$28.45	\$0.00 \$0.00	\$40.91	
10032789423558520	STATE HIGHWAY 60 STLG 250HPSA BAY CITY, TX 77414	11/21/2022 12/21/2022	104 -	\$4.12 \$14.52	\$0.00 \$0.00	\$18.64	
10032789459112270	2604 NICHOLS AVE BAY CITY, TX 77414-6958	11/04/2022 12/06/2022	1,174 8	\$49.54 \$66.05	\$0.00 \$0.00	\$115.59	
10032789479928771	3588 1/2 NICHOLS AVE BAY CITY, TX 77414-7383	11/04/2022 12/06/2022	57 -	\$2.28 \$7.88	\$0.00 \$0.00	\$10.16	
10032789485513550	NICHOLS AVE UNIT 250HPSA BAY CITY, TX 77414	11/08/2022 12/08/2022	520 -	\$20.91 \$68.24	\$0.00 \$0.00	\$89.15	
10032789485513552	NICHOLS AVE UNIT 400FLD1 BAY CITY, TX 77414	11/28/2022 12/28/2022	310 -	\$12.53 \$28.45	\$0.00 \$0.00	\$40.98	
10032789480469090	NICHOLS RD UNIT 250HPSA BAY CITY, TX 77414	11/08/2022 12/08/2022	208 -	\$8.35 \$28.16	\$0.00 \$0.00	\$36.51	
10032789461693261	FM 616 W BLESSING, TX 77419	11/30/2022 01/02/2023	39 -	\$1.54 \$6.71	\$0.00 \$0.00	\$8.25	
10032789402787492	FM 616 W STLG 250HPS BLESSING, TX 77419	11/30/2022 01/02/2023	832 -	\$32.96 \$106.39	\$0.00 \$0.00	\$139.35	

000069 2/35

Customer Name: MATAGORDA COUNTY

Page 4 of 69

Account Number: 100064844327

Invoice Number: 054903060816

Invoice Date: 01/06/2023

ESI ID Facility ID	Service Address	Start Service End Service	kWh Actual kW/kVA	Commercial TDU Charges	Commercial Taxes TDU Taxes	Total Charges	Flag
10032789478079271	AVENUE C UNIT PRKLITE BLESSING, TX 77419	11/30/2022 01/02/2023	288 1	\$11.63 \$20.31	\$0.00 \$0.00	\$31.94	
10032789436470608	139 FM 616 W STLG 250HPS BLESSING, TX 77419	11/28/2022 12/28/2022	104 -	\$4.12 \$14.52	\$0.00 \$0.00	\$18.64	
10032789461693260	FM 616 W UNIT COUNTY BLESSING, TX 77419	11/30/2022 01/02/2023	716 12	\$29.54 \$148.62	\$0.00 \$0.00	\$178.16	
10032789402787491	560 FM 616 W UNIT PARK BLESSING, TX 77419	11/30/2022 01/02/2023	1,152 165	\$46.05 \$1,725.94	\$0.00 \$0.00	\$1,771.99	
10032789497890130	201 FM 616 W UNIT SEWLIFT BLESSING, TX 77419	11/30/2022 01/02/2023	266 8	\$11.76 \$19.21	\$0.00 \$0.00	\$30.97	
10032789496744773	935 STREETLIGHT STLG 400MV BLESSING, TX 77419	11/29/2022 12/29/2022	290 -	\$11.49 \$35.87	\$0.00 \$0.00	\$47.36	
10032789496744772	932 STREETLIGHT UNIT 175MV BLESSING, TX 77419	11/29/2022 12/29/2022	70 -	\$2.76 \$10.96	\$0.00 \$0.00	\$13.72	
10032789482241440	FM 459 UNIT P43 EL MATON, TX 77440	11/09/2022 12/11/2022	105 -	\$4.21 \$11.09	\$0.00 \$0.00	\$15.30	
10032789476839781	190 AVENUE F ODLT 400HPS MARKHAM, TX 77456	11/17/2022 12/19/2022	155 -	\$6.13 \$13.98	\$0.00 \$0.00	\$20.11	
10032789426253880	190 AVENUE F UNIT ANNEX MARKHAM, TX 77456	11/17/2022 12/19/2022	223 2	\$9.08 \$17.03	\$0.00 \$0.00	\$26.11	
10032789476839780	190 AVENUE F UNIT COMM CNT MARKHAM, TX 77456	11/17/2022 12/19/2022	920 24	\$38.51 \$268.40	\$0.00 \$0.00	\$306.91	
10032789487564611	190 AVENUE F UNIT FIRESTA MARKHAM, TX 77456	11/17/2022 12/19/2022	621 -	\$25.20 \$37.10	\$0.00 \$0.00	\$62.30	
10032789461015050	190 AVENUE F UNIT JP OFF MARKHAM, TX 77456	11/17/2022 12/19/2022	668 -	\$27.37 \$39.46	\$0.00 \$0.00	\$66.83	
10032789427413670	1203 COUNTY ROAD 243 UNIT FIRESTA MATAGORDA, TX 77457	11/15/2022 12/15/2022	356 11	\$14.52 \$134.22	\$0.00 \$0.00	\$148.74	
10032789403973976	18 COUNTY ROAD 252 MATAGORDA, TX 77457	11/16/2022 12/18/2022	54 3	\$3.11 \$8.52	\$0.00 \$0.00	\$11.63	
10032789427542180	414 FISHER MATAGORDA, TX 77457	11/16/2022 12/18/2022	3 -	\$0.11 \$5.94	\$0.00 \$0.00	\$6.05	
10032789494278861	OLD GULF RD UNIT STATION COLLECT STA MATAGORDA, TX 77457	11/14/2022 12/14/2022	12 -	\$0.51 \$6.40	\$0.00 \$0.00	\$6.91	
10032789495257641	115 LAUREL MATAGORDA, TX 77457	11/16/2022 12/18/2022	9 -	\$0.45 \$6.25	\$0.00 \$0.00	\$6.70	
10032789417127397	772 LAUREL SEASONAL METER MATAGORDA, TX 77457	11/16/2022 12/18/2022	13 2	\$0.50 \$6.45	\$0.00 \$0.00	\$6.95	
10032789419199850	MAGNOLIA ST ODLT 150HPS MATAGORDA, TX 77457	11/16/2022 12/18/2022	57 -	\$2.24 \$7.74	\$0.00 \$0.00	\$9.98	
10032789414370120	487 MAGNOLIA ST UNIT COUNTY MATAGORDA, TX 77457	11/16/2022 12/18/2022	717 8	\$29.23 \$41.93	\$0.00 \$0.00	\$71.16	
10032789446568110	637 MARKET ST UNIT FIRESTA MATAGORDA, TX 77457	11/16/2022 12/18/2022	850 23	\$35.90 \$260.51	\$0.00 \$0.00	\$296.41	
10032789432664941	2 RIVER BEND ODLT 400HPS MATAGORDA, TX 77457	11/16/2022 12/18/2022	155 -	\$6.10 \$13.98	\$0.00 \$0.00	\$20.08	
10032789492176731	HIGHWAY 111 ODL MIDFIELD, TX 77458	11/02/2022 12/04/2022	104 -	\$4.01 \$10.84	\$0.00 \$0.00	\$14.85	
10032789459047060	110 JUNETTA AVE MIDFIELD, TX 77458	11/02/2022 12/04/2022	406 23	\$15.69 \$254.24	\$0.00 \$0.00	\$269.93	



**Customer Name:** MATAGORDA COUNTY  
**Account Number:** 100064844327  
**Invoice Number:** 054903060816  
**Invoice Date:** 01/06/2023

ESI ID Facility ID	Service Address	Start Service End Service	kWh Actual kW/kVA	Commercial TDU Charges	Commercial Taxes TDU Taxes	Total Charges	Flag
10032789469047081	110 JUNETTA ODLT 150HPS AL MIDFIELD, TX 77458	11/02/2022 12/04/2022	57 -	\$2.19 \$7.74	\$0.00 \$0.00	\$9.93	
10032789461418841	RAWLS ODL MIDFIELD, TX 77458	11/02/2022 12/04/2022	104 -	\$4.01 \$10.26	\$0.00 \$0.00	\$14.27	
10032789433412700	RAWLS UNIT FIRESTA MIDFIELD, TX 77458	11/02/2022 12/04/2022	4,813 15	\$178.11 \$218.10	\$0.00 \$0.00	\$396.21	
10032789441468646	955 STREETLIGHT STLG MIDFIELD, TX 77458	11/28/2022 12/28/2022	367 -	\$14.53 \$27.67	\$0.00 \$0.00	\$42.20	
10032789440808411	405 COMMERCE ST PALACIOS, TX 77465-5468	11/18/2022 12/20/2022	3,146 11	\$130.02 \$160.47	\$0.00 \$0.00	\$290.49	
10032789465240800	FM 521 ODLT 400HPS PALACIOS, TX 77465	11/10/2022 12/12/2022	155 -	\$6.10 \$13.98	\$0.00 \$0.00	\$20.08	
10032789474945242	25000 STATE HIGHWAY 35 S PALACIOS, TX 77465-1920	11/09/2022 12/11/2022	620 -	\$24.44 \$55.96	\$0.00 \$0.00	\$80.40	
10032789453394875	25000 STATE HIGHWAY 35 S UNIT OFFIC PALACIOS, TX 77465-1920	11/09/2022 12/11/2022	555 5	\$22.77 \$33.76	\$0.00 \$0.00	\$56.53	
10032789474945241	25000 STATE HIGHWAY 35 S UNIT P7 PALACIOS, TX 77465-1920	11/09/2022 12/11/2022	234 3	\$9.49 \$17.60	\$0.00 \$0.00	\$27.09	
1008901016816710800100	17817 WOOD PLEDGER, TX 77468-0000	11/14/2022 12/14/2022	259 12	\$10.95 \$115.73	\$0.00 \$0.00	\$126.68	
10032789412055530	FM 521 UNIT RR PARK WADSWORTH, TX 77483	11/16/2022 12/18/2022	312 -	\$12.30 \$40.76	\$0.00 \$0.00	\$53.06	
10032789420235651	2000 FM 521 ODLT 400HPS UNIT RR PARK WADSWORTH, TX 77483	11/14/2022 12/14/2022	310 -	\$12.21 \$27.99	\$0.00 \$0.00	\$40.20	
10032789420235652	2001 FM 521 ODLT 400HPS UNIT RR PARK WADSWORTH, TX 77483	11/14/2022 12/14/2022	155 -	\$6.10 \$13.98	\$0.00 \$0.00	\$20.08	

**\$19,751.87**

**Flag Key**  
**F - Final Bill**  
**A - Adjusted Period**  
**E - Estimated**

Debits

Current Charges **\$19,751.87**

Customer Name: MATAGORDA COUNTY  
 Account Number: 100064844327  
 Invoice Number: 054903060816  
 Invoice Date: 01/06/2023

510

ESI ID Detail:

Service Address:  
 Product:

1700 7TH ST BAY CITY, TX 77414-5080  
 Fixed Price

ESI ID: 10032789496308881

Meter ID	Days	Read Type	Previous Read Date	Previous Meter Read	Current Read Date	Current Meter Read	Multiplier	Usage (kWh)	Actual kW/kVA	Billed kW/kVA
558026869	34	Actual	11/30/2022	✓ 46,631	01/02/2023	47,102	192.00	90,432	200	199
<b>TOTAL</b>								<b>90,432</b>	<b>200</b>	<b>199</b>

**Electric Service Commercial**

Service Period: 11/30/2022 to 01/02/2023 ✓

TXU Energy Fixed Price

Base Usage	90,432 kWh @	\$ 0.0377995	\$3,418.28
Other Charges - September Anc Serv			\$41.42
Other Charges - October Anc Serv			\$88.76
Market Securitization (Debt) Financing			\$70.28
Other ERCOT Incremental AS Charges			\$19.12
PUC Assessment			\$6.09
Gross Receipts Reimb			\$74.13

**Total Commercial Charges \$3,718.08**

**Electric Service Distribution**

Service Period: 11/30/2022 to 01/02/2023

Base Charge			\$2.02
Meter Charge			\$12.67
Distribution System Charge	198.9 kW @	\$ 4.869	\$968.44
Transmission Cost Recov Factor	198.9 kW @	\$ 4.174454	\$830.30
Distribution Cost Recovery	198.9 kW @	\$ 0.925306	\$184.04
Transition Charge (TC3)	198.9 kW @	\$ 0.794383	\$158.00
Storm Recovery Charge	198.9 kW @	\$ 0.318255	\$63.30
Storm Recovery Tax Credit	198.9 kW @	\$ 0.020105	\$4.00 CR
Regulatory Asset Recovery	198.9 kW @	\$ 0.052535	\$10.45
Energy Efficiency	90,432 kWh @	\$ 0.001142	\$103.27
PUC Assessment			\$3.53
Gross Receipts Reimb			\$42.94

**Total Distribution Charges \$2,374.96**

**TOTAL CHARGES FOR ESI ID \$6,093.04 ✓**



Customer Name: MATAGORDA COUNTY  
 Account Number: 100064844327  
 Invoice Number: 054903060816  
 Invoice Date: 01/06/2023

ESI ID Detail:  
 Service Address:  
 Product:

508

2200 7TH ST BAY CITY, TX 77414-5254  
 Fixed Price

ESI ID: 10032789456726070

Meter ID	Days	Read Type	Previous Read Date	Previous Meter Read	Current Read Date	Current Meter Read	Multiplier	Usage (kWh)	Actual kW/kVA	Billed kW/kVA
558785152	33	Actual	11/02/2022	✓ 70,055	12/04/2022	70,692	40.00	25,480	91	91
<b>TOTAL</b>								<b>25,480</b>	<b>91</b>	<b>91</b>

**Electric Service Commercial**

Service Period: 11/02/2022 to 12/04/2022 ✓

TXU Energy Fixed Price

Base Usage	25,480 kWh @	\$ 0.0377995	\$963.13
Market Securitization (Debt) Financing			\$19.00
PUC Assessment			\$1.64
Gross Receipts Reimb			\$20.01

**Total Commercial Charges \$1,003.78**

**Electric Service Distribution**

Service Period: 11/02/2022 to 12/04/2022

Base Charge			\$2.02
Meter Charge			\$12.67
Distribution System Charge	91.3 kW @	\$ 4.869	\$444.54
Transmission Cost Recov Factor	91.3 kW @	\$ 4.174454	\$381.13
Distribution Cost Recovery	91.3 kW @	\$ 0.925306	\$84.48
Transition Charge (TC3)	91.3 kW @	\$ 0.794383	\$72.53
Storm Recovery Charge	91.3 kW @	\$ 0.318255	\$29.06
Storm Recovery Tax Credit	91.3 kW @	\$ 0.020105	\$1.84 CR
Regulatory Asset Recovery	91.3 kW @	\$ 0.052535	\$4.80
Energy Efficiency	25,480 kWh @	\$ 0.001142	\$29.10
PUC Assessment			\$1.60
Gross Receipts Reimb			\$19.50

**Total Distribution Charges \$1,079.59**

**TOTAL CHARGES FOR ESI ID \$2,083.37 ✓**



Customer Name: MATAGORDA COUNTY  
 Account Number: 100064844327  
 Invoice Number: 054903060816  
 Invoice Date: 01/06/2023

508

**ESI ID Detail:**

**Service Address:** 2200 7TH ST UNIT FL BAY CITY, TX 77414-5254  
**Product:** Fixed Price

**ESI ID:** 10032789456726072

Meter ID	Days	Read Type	Previous Read Date	Previous Meter Read	Current Read Date	Current Meter Read	Multiplier	Usage (kWh)	Actual kW/kVA	Billed kW/kVA
7007055046SD	33	Actual	11/02/2022	0	12/04/2022	✓ 155	1.00	155	-	-
<b>TOTAL</b>								155	0	0

**Electric Service Commercial**

Service Period: 11/02/2022 to 12/04/2022 ✓

TXU Energy Fixed Price

Base Usage	155 kWh @	\$ 0.0377995	\$5.86
Market Securitization (Debt) Financing			\$0.12
PUC Assessment			\$0.01
Gross Receipts Reimb			\$0.12

**Total Commercial Charges \$6.11**

**Electric Service Distribution**

Service Period: 11/02/2022 to 12/04/2022

Outdoor Lighting - Facilities			\$5.26
Distribution System Charge	155 kWh @	\$ 0.0210968	\$3.27
Transmission Cost Recov Factor	155 kWh @	\$ 0.010129	\$1.57
Distribution Cost Recovery	155 kWh @	\$ 0.0081935	\$1.27
Transition Charge (TC3)	155 kWh @	\$ 0.0083226	\$1.29
Storm Recovery Charge	155 kWh @	\$ 0.0087097	\$1.35
Storm Recovery Tax Credit	155 kWh @	\$ 0.0005806	\$0.09 CR
Regulatory Asset Recovery	155 kWh @	\$ 0.0002581	\$0.04
PUC Assessment			\$0.02
Gross Receipts Reimb			\$0.23

**Total Distribution Charges \$14.21**

**TOTAL CHARGES FOR ESI ID \$20.32 ✓**



Customer Name: MATAGORDA COUNTY  
 Account Number: 100064844327  
 Invoice Number: 054903060816  
 Invoice Date: 01/06/2023

ESI ID Detail:

508

Service Address:

2200 7TH ST UNIT FL BAY CITY, TX 77414-5254

ESI ID: 10032789458728071

Product:

Fixed Price

Meter ID	Days	Read Type	Previous Read Date	Previous Meter Read	Current Read Date	Current Meter Read	Multiplier	Usage (kWh)	Actual kW/kVA	Billed kW/kVA
7007055012SD	33	Actual	11/02/2022	0	12/04/2022	✓ 208	1.00	208	0	0
<b>TOTAL</b>								<b>208</b>	<b>0</b>	<b>0</b>

**Electric Service Commercial**

Service Period: 11/02/2022 to 12/04/2022 ✓

TXU Energy Fixed Price

Base Usage

208 kWh @ \$ 0.0377995 \$7.86

Market Securitization (Debt) Financing

\$0.16

PUC Assessment

\$0.01

Gross Receipts Reimb

\$0.16

**Total Commercial Charges \$8.19**

**Electric Service Distribution**

Service Period: 11/02/2022 to 12/04/2022

Outdoor Lighting - Facilities

\$9.96

Distribution System Charge

208 kWh @ \$ 0.0210577 \$4.38

Transmission Cost Recov Factor

208 kWh @ \$ 0.0100962 \$2.10

Distribution Cost Recovery

208 kWh @ \$ 0.0082212 \$1.71

Transition Charge (TC3)

208 kWh @ \$ 0.0083173 \$1.73

Storm Recovery Charge

208 kWh @ \$ 0.00875 \$1.82

Storm Recovery Tax Credit

208 kWh @ \$ 0.0005769 \$0.12 CR

Regulatory Asset Recovery

208 kWh @ \$ 0.0002885 \$0.06

PUC Assessment

\$0.03

Gross Receipts Reimb

\$0.37

**Total Distribution Charges \$22.04**

**TOTAL CHARGES FOR ESI ID \$30.23 ✓**

Customer Name: MATAGORDA COUNTY  
 Account Number: 100064844327  
 Invoice Number: 054903060816  
 Invoice Date: 01/06/2023

612

ESI ID Detail:

Service Address:  
 Product:

NICHOLS AVE UNIT 400FLD2 BAY CITY, TX 77414  
 Fixed Price

ESI ID: 10032789485513551

Meter ID	Days	Read Type	Previous Read Date	Previous Meter Read	Current Read Date	Current Meter Read	Multiplier	Usage (kWh)	Actual kW/kVA	Billed kW/kVA
7007116651SD	31	Actual	11/28/2022	0	12/28/2022	✓ 155	1.00	155	-	-
<b>TOTAL</b>								155	0	0

**Electric Service Commercial**

Service Period: 11/28/2022 to 12/28/2022 ✓

TXU Energy Fixed Price

Base Usage	155 kWh @	\$ 0.0377995	\$5.86
Other Charges - September Anc Serv			\$0.02
Other Charges - October Anc Serv			\$0.09
Market Securitization (Debt) Financing			\$0.13
Other ERCOT Incremental AS Charges			\$0.03
PUC Assessment			\$0.01

**Total Commercial Charges \$6.14**

**Electric Service Distribution**

Service Period: 11/28/2022 to 12/28/2022

Outdoor Lighting - Facilities			\$5.26
Distribution System Charge	155 kWh @	\$ 0.0210968	\$3.27
Transmission Cost Recov Factor	155 kWh @	\$ 0.010129	\$1.57
Distribution Cost Recovery	155 kWh @	\$ 0.0081935	\$1.27
Transition Charge (TC3)	155 kWh @	\$ 0.0083226	\$1.29
Storm Recovery Charge	155 kWh @	\$ 0.0087097	\$1.35
Storm Recovery Tax Credit	155 kWh @	\$ 0.0005806	\$0.09 CR
Regulatory Asset Recovery	155 kWh @	\$ 0.0002581	\$0.04
PUC Assessment			\$0.02

**Total Distribution Charges \$13.98**

**TOTAL CHARGES FOR ESI ID \$20.12 ✓**



Customer Name: MATAGORDA COUNTY  
 Account Number: 100064844327  
 Invoice Number: 054903060816  
 Invoice Date: 01/06/2023

ESI ID Detail:

Service Address:  
 Product:

512

2323 AVENUE E BAY CITY, TX 77414-6001  
 Fixed Price

ESI ID: 10032789405892401

Meter ID	Days	Read Type	Previous Read Date	Previous Meter Read	Current Read Date	Current Meter Read	Multiplier	Usage (kWh)	Actual kW/kVA	Billed kW/kVA
7006958123SD	34	Actual	11/30/2022	0	01/02/2023	✓ 104	1.00	104	-	-
<b>TOTAL</b>								<b>104</b>	<b>0</b>	<b>0</b>

**Electric Service Commercial**

Service Period: 11/30/2022 to 01/02/2023 ✓

TXU Energy Fixed Price

Base Usage	104 kWh @	\$ 0.0377995	\$3.93
Other Charges - September Anc Serv			\$0.02
Other Charges - October Anc Serv			\$0.06
Market Securitization (Debt) Financing			\$0.08
Other ERCOT Incremental AS Charges			\$0.02
PUC Assessment			\$0.01
Gross Receipts Reimb			\$0.08

**Total Commercial Charges \$4.20**

**Electric Service Distribution**

Service Period: 11/30/2022 to 01/02/2023

Outdoor Lighting - Facilities			\$4.98
Distribution System Charge	104 kWh @	\$ 0.0210577	\$2.19
Transmission Cost Recov Factor	104 kWh @	\$ 0.0100962	\$1.05
Distribution Cost Recovery	104 kWh @	\$ 0.0081731	\$0.85
Transition Charge (TC3)	104 kWh @	\$ 0.0083654	\$0.87
Storm Recovery Charge	104 kWh @	\$ 0.00875	\$0.91
Storm Recovery Tax Credit	104 kWh @	\$ 0.0005769	\$0.06 CR
Regulatory Asset Recovery	104 kWh @	\$ 0.0002885	\$0.03
PUC Assessment			\$0.02
Gross Receipts Reimb			\$0.18

**Total Distribution Charges \$11.02**

**TOTAL CHARGES FOR ESI ID \$15.22 ✓**

Customer Name: MATAGORDA COUNTY  
 Account Number: 100064844327  
 Invoice Number: 054903060816  
 Invoice Date: 01/06/2023

512

ESI ID Detail:

Service Address: 2323 AVENUE E BAY CITY, TX 77414-6001  
 Product: Fixed Price

ESI ID: 10032789405892400

Meter ID	Days	Read Type	Previous Read Date	Previous Meter Read	Current Read Date	Current Meter Read	Multiplier	Usage (kWh)	Actual kW/kVA	Billed kW/kVA
558782187	34	Actual	11/30/2022	✓ 38,741	01/02/2023	39,005	192.00	50,688	84	85
<b>TOTAL</b>								<b>50,688</b>	<b>84</b>	<b>85</b>

**Electric Service Commercial**

Service Period: 11/30/2022 to 01/02/2023 ✓

TXU Energy Fixed Price

Base Usage	50,688 kWh @	\$ 0.0377995	\$1,915.98
Other Charges - September Anc Serv			\$26.86
Other Charges - October Anc Serv			\$55.92
Market Securitization (Debt) Financing			\$39.40
Other ERCOT Incremental AS Charges			\$10.71
PUC Assessment			\$3.43
Gross Receipts Reimb			\$41.75

**Total Commercial Charges \$2,094.05**

**Electric Service Distribution**

Service Period: 11/30/2022 to 01/02/2023

Base Charge			\$2.02
Meter Charge			\$12.67
Distribution System Charge	84.5 kW @	\$ 4.869	\$411.43
Transmission Cost Recov Factor	84.5 kW @	\$ 4.174454	\$352.74
Distribution Cost Recovery	84.5 kW @	\$ 0.925306	\$78.19
Transition Charge (TC3)	100.3 kW @	\$ 0.794383	\$79.68
Storm Recovery Charge	100.3 kW @	\$ 0.318255	\$31.92
Storm Recovery Tax Credit	100.3 kW @	\$ 0.020105	\$2.02 CR
Regulatory Asset Recovery	84.5 kW @	\$ 0.052535	\$4.44
Energy Efficiency	50,688 kWh @	\$ 0.001142	\$57.89
PUC Assessment			\$1.53
Gross Receipts Reimb			\$18.69

**Total Distribution Charges \$1,049.18**

**TOTAL CHARGES FOR ESI ID \$3,143.23 ✓**



Customer Name: MATAGORDA COUNTY  
 Account Number: 100064844327  
 Invoice Number: 054903060816  
 Invoice Date: 01/06/2023

ESI ID Detail:

50

Service Address:  
 Product:

2308 AVENUE F BAY CITY, TX 77414-6045  
 Fixed Price

ESI ID: 10032789485567631

Meter ID	Days	Read Type	Previous Read Date	Previous Meter Read	Current Read Date	Current Meter Read	Multiplier	Usage (kWh)	Actual kW/kVA	Billed kW/kVA
558782938	34	Actual	11/30/2022	19,314	01/02/2023	19,470	80.00	12,480	27	27
<b>TOTAL</b>								<b>12,480</b>	<b>27</b>	<b>27</b>

**Electric Service Commercial**

Service Period: 11/30/2022 to 01/02/2023 ✓

TXU Energy Fixed Price

Base Usage	12,480 kWh @	\$ 0.0377995	\$471.74
Other Charges - September Anc Serv			\$6.22
Other Charges - October Anc Serv			\$14.02
Market Securitization (Debt) Financing			\$9.70
Other ERCOT Incremental AS Charges			\$2.64
PUC Assessment			\$0.84
Gross Receipts Reimb			\$10.28

**Total Commercial Charges \$515.44**

**Electric Service Distribution**

Service Period: 11/30/2022 to 01/02/2023

Base Charge			\$2.02
Meter Charge			\$12.67
Distribution System Charge	27.4 kW @	\$ 4.869	\$133.41
Transmission Cost Recov Factor	27.4 kW @	\$ 4.174454	\$114.38
Distribution Cost Recovery	27.4 kW @	\$ 0.925306	\$25.35
Transition Charge (TC3)	29.3 kW @	\$ 0.794383	\$23.28
Storm Recovery Charge	29.3 kW @	\$ 0.318255	\$9.32
Storm Recovery Tax Credit	29.3 kW @	\$ 0.020105	\$0.59 CR
Regulatory Asset Recovery	27.4 kW @	\$ 0.052535	\$1.44
Energy Efficiency	12,480 kWh @	\$ 0.001142	\$14.25
PUC Assessment			\$0.51
Gross Receipts Reimb			\$6.17

**Total Distribution Charges \$342.21**

**TOTAL CHARGES FOR ESI ID \$857.65 ✓**

Customer Name: MATAGORDA COUNTY  
 Account Number: 100064844327  
 Invoice Number: 054903060816  
 Invoice Date: 01/06/2023

ESI ID Detail:

*6661*

Service Address:

4511 FM 2668 UNIT 1 BAY CITY, TX 77414-3991

ESI ID: 10032789419218250

Product:

Fixed Price

Meter ID	Days	Read Type	Previous Read Date	Previous Meter Read	Current Read Date	Current Meter Read	Multiplier	Usage (kWh)	Actual kW/kVA	Billed kW/kVA
592403229	33	Actual	11/04/2022	✓ 203	12/06/2022	270	160.00	10,720	56	57
<b>TOTAL</b>								<b>10,720</b>	<b>56</b>	<b>57</b>

**Electric Service Commercial**

Service Period: 11/04/2022 to 12/06/2022 ✓

TXU Energy Fixed Price

Base Usage	10,720 kWh @	\$ 0.0377995	\$405.21
Other Charges - September Anc Serv			\$2.62
Other Charges - October Anc Serv			\$11.90
Market Securitization (Debt) Financing			\$8.33
PUC Assessment			\$0.72

**Total Commercial Charges \$428.78**

**Electric Service Distribution**

Service Period: 11/04/2022 to 12/06/2022

Base Charge			\$2.02
Meter Charge			\$12.67
Distribution System Charge	56.6 kW @	\$ 4.869	\$275.59
Transmission Cost Recov Factor	56.6 kW @	\$ 4.174454	\$236.27
Distribution Cost Recovery	56.6 kW @	\$ 0.925306	\$52.37
Transition Charge (TC3)	10,720 kWh @	\$ 0.008341	\$89.42
Storm Recovery Charge	100.6 kW @	\$ 0.318255	\$32.02
Storm Recovery Tax Credit	100.6 kW @	\$ 0.020105	\$2.02 CR
Regulatory Asset Recovery	56.6 kW @	\$ 0.052535	\$2.97
Energy Efficiency	10,720 kWh @	\$ 0.001142	\$12.24
PUC Assessment			\$0.99

**Total Distribution Charges \$714.54**

**TOTAL CHARGES FOR ESI ID \$1,143.32 ✓**



Customer Name: MATAGORDA COUNTY  
 Account Number: 100064844327  
 Invoice Number: 054903060816  
 Invoice Date: 01/06/2023

ESI ID Detail:  
 Service Address:  
 Product:

*6661*

4511 FM 2668 UNIT 2 BAY CITY, TX 77414-3991  
 Fixed Price

ESI ID: 10032789474465420

Meter ID	Days	Read Type	Previous Read Date	Previous Meter Read	Current Read Date	Current Meter Read	Multiplier	Usage (kWh)	Actual kW/kVA	Billed kW/kVA
558026845	33	Actual	11/04/2022	4,539	12/06/2022	4,560	80.00	1,680	28	28
<b>TOTAL</b>								<b>1,680</b>	<b>28</b>	<b>28</b>

**Electric Service Commercial**

Service Period: 11/04/2022 to 12/06/2022 ✓

TXU Energy Fixed Price

Base Usage	1,680 kWh @	\$ 0.0377995	\$63.50
Other Charges - September Anc Serv			\$0.89
Other Charges - October Anc Serv			\$3.01
Market Securitization (Debt) Financing			\$1.31
PUC Assessment			\$0.11

**Total Commercial Charges \$68.82**

**Electric Service Distribution**

Service Period: 11/04/2022 to 12/06/2022

Base Charge			\$2.02
Meter Charge			\$12.67
Distribution System Charge	28.2 kW @	\$ 4.869	\$137.31
Transmission Cost Recov Factor	28.2 kW @	\$ 4.174454	\$117.72
Distribution Cost Recovery	28.2 kW @	\$ 0.925306	\$26.09
Transition Charge (TC3)	1,680 kWh @	\$ 0.008341	\$14.01
Storm Recovery Charge	44 kW @	\$ 0.318255	\$14.00
Storm Recovery Tax Credit	44 kW @	\$ 0.020105	\$0.88 CR
Regulatory Asset Recovery	28.2 kW @	\$ 0.052535	\$1.48
Energy Efficiency	1,680 kWh @	\$ 0.001142	\$1.92
PUC Assessment			\$0.50

**Total Distribution Charges \$326.84**

**TOTAL CHARGES FOR ESI ID \$395.66 ✓**



Customer Name: MATAGORDA COUNTY  
 Account Number: 100064844327  
 Invoice Number: 054903060816  
 Invoice Date: 01/06/2023

ESI ID Detail:

6661

Service Address:  
 Product:

4511 FM 2668 UNIT 3 BAY CITY, TX 77414-3991  
 Fixed Price

ESI ID: 10032789406762840

Meter ID	Days	Read Type	Previous Read Date	Previous Meter Read	Current Read Date	Current Meter Read	Multiplier	Usage (kWh)	Actual kW/kVA	Billed kW/kVA
171155561	33	Actual	11/04/2022	✓ 4,971	12/06/2022	5,189	1.00	218	5	5
<b>TOTAL</b>								<b>218</b>	<b>5</b>	<b>5</b>

**Electric Service Commercial**

Service Period: 11/04/2022 to 12/06/2022 ✓

TXU Energy Fixed Price

Base Usage	218 kWh @	\$ 0.0377995	\$8.24
Other Charges - September Anc Serv			\$0.15
Other Charges - October Anc Serv			\$0.58
Market Securitization (Debt) Financing			\$0.17
PUC Assessment			\$0.02

**Total Commercial Charges \$9.16**

**Electric Service Distribution**

Service Period: 11/04/2022 to 12/06/2022

Base Charge			\$2.02
Meter Charge			\$12.67
Distribution System Charge	4.5 kW @	\$ 4.869	\$21.91
Transmission Cost Recov Factor	4.5 kW @	\$ 4.174454	\$18.79
Distribution Cost Recovery	4.5 kW @	\$ 0.925306	\$4.16
Transition Charge (TC3)	25.4 kW @	\$ 0.794383	\$20.18
Storm Recovery Charge	25.4 kW @	\$ 0.318255	\$8.08
Storm Recovery Tax Credit	25.4 kW @	\$ 0.020105	\$0.51 CR
Regulatory Asset Recovery	4.5 kW @	\$ 0.052535	\$0.24
Energy Efficiency	218 kWh @	\$ 0.001142	\$0.25
PUC Assessment			\$0.10

**Total Distribution Charges \$87.89**

**TOTAL CHARGES FOR ESI ID \$97.05 ✓**



Customer Name: MATAGORDA COUNTY  
 Account Number: 100064844327  
 Invoice Number: 054903060816  
 Invoice Date: 01/06/2023

ESI ID Detail:

Service Address:  
 Product:

*661*

4511 FM 2668 UNIT 4 BAY CITY, TX 77414-3991  
 Fixed Price

ESI ID: 10032789499566851

Meter ID	Days	Read Type	Previous Read Date	Previous Meter Read	Current Read Date	Current Meter Read	Multiplier	Usage (kWh)	Actual kW/kVA	Billed kW/kVA
119431781	33	Actual	11/04/2022	✓ 20,335	12/06/2022	20,435	1.00	100	15	15
<b>TOTAL</b>								<b>100</b>	<b>15</b>	<b>15</b>

**Electric Service Commercial**

Service Period: 11/04/2022 to 12/06/2022 ✓

TXU Energy Fixed Price

Base Usage	100 kWh @	\$ 0.0377995	\$3.78
Other Charges - September Anc Serv			\$0.03
Other Charges - October Anc Serv			\$0.10
Market Securitization (Debt) Financing			\$0.07
PUC Assessment			\$0.01

**Total Commercial Charges \$3.99**

**Electric Service Distribution**

Service Period: 11/04/2022 to 12/06/2022

Base Charge			\$2.02
Meter Charge			\$12.67
Distribution System Charge	15.3 kW @	\$ 4.869	\$74.50
Transmission Cost Recov Factor	15.3 kW @	\$ 4.174454	\$63.87
Distribution Cost Recovery	15.3 kW @	\$ 0.925306	\$14.16
Transition Charge (TC3)	100 kWh @	\$ 0.008341	\$0.83
Storm Recovery Charge	15.3 kW @	\$ 0.318255	\$4.87
Storm Recovery Tax Credit	15.3 kW @	\$ 0.020105	\$0.31 CR
Regulatory Asset Recovery	15.3 kW @	\$ 0.052535	\$0.80
Energy Efficiency	100 kWh @	\$ 0.001142	\$0.11
PUC Assessment			\$0.28

**Total Distribution Charges \$173.80**

**TOTAL CHARGES FOR ESI ID \$177.79 ✓**

Customer Name: MATAGORDA COUNTY  
 Account Number: 100064844327  
 Invoice Number: 054903060816  
 Invoice Date: 01/06/2023

ESI ID Detail:

Service Address:  
 Product:

661

4511 FM 2688 UNIT 5 BAY CITY, TX 77414-3991  
 Fixed Price

ESI ID: 10032789444026850

Meter ID	Days	Read Type	Previous Read Date	Previous Meter Read	Current Read Date	Current Meter Read	Multiplier	Usage (kWh)	Actual kW/kVA	Billed kW/kVA
151900075	33	Actual	11/04/2022	✓ 17,487	12/06/2022	17,592	1.00	105	15	15
<b>TOTAL</b>								<b>105</b>	<b>15</b>	<b>15</b>

**Electric Service Commercial**

Service Period: 11/04/2022 to 12/06/2022 ✓

TXU Energy Fixed Price

Base Usage	105 kWh @	\$ 0.0377995	\$3.97
Other Charges - September Anc Serv			\$0.15
Other Charges - October Anc Serv			\$0.91
Market Securitization (Debt) Financing			\$0.08
PUC Assessment			\$0.01

**Total Commercial Charges \$5.12**

**Electric Service Distribution**

Service Period: 11/04/2022 to 12/06/2022

Base Charge			\$2.02
Meter Charge			\$12.67
Distribution System Charge	14.6 kW @	\$ 4.869	\$71.09
Transmission Cost Recov Factor	14.6 kW @	\$ 4.174454	\$60.95
Distribution Cost Recovery	14.6 kW @	\$ 0.925306	\$13.51
Transition Charge (TC3)	19 kW @	\$ 0.794383	\$15.09
Storm Recovery Charge	19 kW @	\$ 0.318255	\$6.05
Storm Recovery Tax Credit	19 kW @	\$ 0.020105	\$0.38 CR
Regulatory Asset Recovery	14.6 kW @	\$ 0.052535	\$0.77
Energy Efficiency	105 kWh @	\$ 0.001142	\$0.12
PUC Assessment			\$0.27

**Total Distribution Charges \$182.16**

**TOTAL CHARGES FOR ESI ID \$187.28 ✓**



Customer Name: MATAGORDA COUNTY  
 Account Number: 100064844327  
 Invoice Number: 054903060816  
 Invoice Date: 01/06/2023

ESI ID Detail:  
 Service Address:  
 Product:

*ddl*

4511 FM 2668 UNIT 6 BAY CITY, TX 77414-3991  
 Fixed Price

ESI ID: 10032789407891290

Meter ID	Days	Read Type	Previous Read Date	Previous Meter Read	Current Read Date	Current Meter Read	Multiplier	Usage (kWh)	Actual kW/kVA	Billed kW/kVA
200574765	33	Actual	11/04/2022	✓ 28,067	12/06/2022	29,913	1.00	1,846	12	12
<b>TOTAL</b>								<b>1,846</b>	<b>12</b>	<b>12</b>

**Electric Service Commercial**

Service Period: 11/04/2022 to 12/06/2022 ✓

TXU Energy Fixed Price

Base Usage	1,846 kWh @	\$ 0.0377995	\$69.78
Other Charges - September Anc Serv			\$1.07
Other Charges - October Anc Serv			\$2.73
Market Securitization (Debt) Financing			\$1.44
PUC Assessment			\$0.13

**Total Commercial Charges \$75.15**

**Electric Service Distribution**

Service Period: 11/04/2022 to 12/06/2022

Base Charge			\$2.02
Meter Charge			\$12.67
Distribution System Charge	12.3 kW @	\$ 4.869	\$59.89
Transmission Cost Recov Factor	12.3 kW @	\$ 4.174454	\$51.35
Distribution Cost Recovery	12.3 kW @	\$ 0.925306	\$11.38
Transition Charge (TC3)	1,846 kWh @	\$ 0.008341	\$15.40
Storm Recovery Charge	28.6 kW @	\$ 0.318255	\$9.10
Storm Recovery Tax Credit	28.6 kW @	\$ 0.020105	\$0.58 CR
Regulatory Asset Recovery	12.3 kW @	\$ 0.052535	\$0.65
Energy Efficiency	1,846 kWh @	\$ 0.001142	\$2.11
PUC Assessment			\$0.23

**Total Distribution Charges \$164.22**

**TOTAL CHARGES FOR ESI ID \$239.37 ✓**

Customer Name: MATAGORDA COUNTY  
 Account Number: 100064844327  
 Invoice Number: 054903060816  
 Invoice Date: 01/06/2023

ESI ID Detail:

6661

Service Address:  
 Product:

4511 FM 2668 UNIT 7 BAY CITY, TX 77414-3991  
 Fixed Price

ESI ID: 10032789420166760

Meter ID	Days	Read Type	Previous Read Date	Previous Meter Read	Current Read Date	Current Meter Read	Multiplier	Usage (kWh)	Actual kW/kVA	Billed kW/kVA
142588863	33	Actual	11/04/2022	2,083	12/06/2022	2,097	1.00	14	0	0
<b>TOTAL</b>								14	0	0

**Electric Service Commercial**

Service Period: 11/04/2022 to 12/06/2022 ✓

TXU Energy Fixed Price

Base Usage	14 kWh @	\$ 0.0377995	\$0.53
Other Charges - September Anc Serv			\$0.01
Other Charges - October Anc Serv			\$0.06
Market Securitization (Debt) Financing			\$0.01

**Total Commercial Charges \$0.61**

**Electric Service Distribution**

Service Period: 11/04/2022 to 12/06/2022

Base Charge			\$1.40
Meter Charge			\$4.39
Distribution System Charge	14 kWh @	\$ 0.021093	\$0.30
Transmission Cost Recov Factor	14 kWh @	\$ 0.010116	\$0.14
Distribution Cost Recovery	14 kWh @	\$ 0.008217	\$0.12
Transition Charge (TC3)	14 kWh @	\$ 0.008341	\$0.12
Storm Recovery Charge	14 kWh @	\$ 0.001446	\$0.02
Energy Efficiency	14 kWh @	\$ 0.001042	\$0.01
PUC Assessment			\$0.01

**Total Distribution Charges \$6.51**

**TOTAL CHARGES FOR ESI ID \$7.12 ✓**



Customer Name: MATAGORDA COUNTY  
 Account Number: 100064844327  
 Invoice Number: 054903060816  
 Invoice Date: 01/06/2023

ESI ID Detail:  
 Service Address:  
 Product:

*661*

4511 FM 2668 UNIT 8 BAY CITY, TX 77414-3991  
 Fixed Price

ESI ID: 10032789419036321

Meter ID	Days	Read Type	Previous Read Date	Previous Meter Read	Current Read Date	Current Meter Read	Multiplier	Usage (kWh)	Actual kW/kVA	Billed kW/kVA
125243718	33	Actual	11/04/2022	✓ 11,700	12/06/2022	11,705	1.00	5	-	-
<b>TOTAL</b>								5	0	0

**Electric Service Commercial**

Service Period: 11/04/2022 to 12/06/2022 ✓

TXU Energy Fixed Price

Base Usage 5 kWh @ \$ 0.0377995 \$0.19

Other Charges - October Anc Serv \$0.21

**Total Commercial Charges \$0.40**

**Electric Service Distribution**

Service Period: 11/04/2022 to 12/06/2022

Base Charge \$1.40

Meter Charge \$4.39

Distribution System Charge 5 kWh @ \$ 0.021093 \$0.11

Transmission Cost Recov Factor 5 kWh @ \$ 0.010116 \$0.05

Distribution Cost Recovery 5 kWh @ \$ 0.008217 \$0.04

Transition Charge (TC3) 5 kWh @ \$ 0.008341 \$0.04

Storm Recovery Charge 5 kWh @ \$ 0.001446 \$0.01

Energy Efficiency 5 kWh @ \$ 0.001042 \$0.01

PUC Assessment \$0.01

**Total Distribution Charges \$6.06**

**TOTAL CHARGES FOR ESI ID \$6.46 ✓**

Customer Name: MATAGORDA COUNTY  
 Account Number: 100064844327  
 Invoice Number: 054903060816  
 Invoice Date: 01/06/2023

ESI ID Detail:

*661*

Service Address:  
 Product:

4511 FM 2668 UNIT 9 BAY CITY, TX 77414-3991  
 Fixed Price

ESI ID: 10032789443681762

Meter ID	Days	Read Type	Previous Read Date	Previous Meter Read	Current Read Date	Current Meter Read	Multiplier	Usage (kWh)	Actual kW/kVA	Billed kW/kVA
590613354	33	Actual	11/04/2022	614	12/06/2022	631	40.00	680	4	4
<b>TOTAL</b>								<b>680</b>	<b>4</b>	<b>4</b>

**Electric Service Commercial**

Service Period: 11/04/2022 to 12/06/2022 ✓

TXU Energy Fixed Price

Base Usage	680 kWh @	\$ 0.0377995	\$25.70
Other Charges - September Anc Serv			\$0.26
Other Charges - October Anc Serv			\$2.57
Market Securitization (Debt) Financing			\$0.52
PUC Assessment			\$0.05

**Total Commercial Charges \$29.10**

**Electric Service Distribution**

Service Period: 11/04/2022 to 12/06/2022

Base Charge			\$2.02
Meter Charge			\$12.67
Distribution System Charge	4.3 kW @	\$ 4.869	\$20.94
Transmission Cost Recov Factor	4.3 kW @	\$ 4.174454	\$17.95
Distribution Cost Recovery	4.3 kW @	\$ 0.925306	\$3.98
Transition Charge (TC3)	680 kWh @	\$ 0.008341	\$5.67
Storm Recovery Charge	15.8 kW @	\$ 0.318255	\$5.03
Storm Recovery Tax Credit	15.8 kW @	\$ 0.020105	\$0.32 CR
Regulatory Asset Recovery	4.3 kW @	\$ 0.052535	\$0.23
Energy Efficiency	680 kWh @	\$ 0.001142	\$0.78
PUC Assessment			\$0.10

**Total Distribution Charges \$69.05**

**TOTAL CHARGES FOR ESI ID \$98.15 ✓**



Customer Name: MATAGORDA COUNTY  
 Account Number: 100064844327  
 Invoice Number: 054903060816  
 Invoice Date: 01/06/2023

ESI ID Detail:  
 Service Address:  
 Product:

*del*

HAMMAN RD ODLT 400HPS AL BAY CITY, TX 77414  
 Fixed Price

ESI ID: 10032789443581763

Meter ID	Days	Read Type	Previous Read Date	Previous Meter Read	Current Read Date	Current Meter Read	Multiplier	Usage (kWh)	Actual kW/kVA	Billed kW/kVA
7005516394SD	31	Actual	11/07/2022	0	12/07/2022	✓ 310	1.00	310	-	-
<b>TOTAL</b>								<b>310</b>	<b>0</b>	<b>0</b>

**Electric Service Commercial**

Service Period: 11/07/2022 to 12/07/2022 ✓

TXU Energy Fixed Price

Base Usage	310 kWh @	\$ 0.0377995	\$11.72
Other Charges - September Anc Serv			\$0.05
Other Charges - October Anc Serv			\$0.18
Market Securitization (Debt) Financing			\$0.24
PUC Assessment			\$0.02
Gross Receipts Reimb			\$0.25

**Total Commercial Charges \$12.46**

**Electric Service Distribution**

Service Period: 11/07/2022 to 12/07/2022

Outdoor Lighting - Facilities			\$10.52
Distribution System Charge	310 kWh @	\$ 0.0210968	\$6.54
Transmission Cost Recov Factor	310 kWh @	\$ 0.010129	\$3.14
Distribution Cost Recovery	310 kWh @	\$ 0.0082258	\$2.55
Transition Charge (TC3)	310 kWh @	\$ 0.0083548	\$2.59
Storm Recovery Charge	310 kWh @	\$ 0.0087419	\$2.71
Storm Recovery Tax Credit	310 kWh @	\$ 0.0005806	\$0.18 CR
Regulatory Asset Recovery	310 kWh @	\$ 0.0002581	\$0.08
PUC Assessment			\$0.04
Gross Receipts Reimb			\$0.46

**Total Distribution Charges \$28.45**

**TOTAL CHARGES FOR ESI ID \$40.91 ✓**



Customer Name: MATAGORDA COUNTY  
 Account Number: 100064844327  
 Invoice Number: 054903060816  
 Invoice Date: 01/06/2023

612

ESI ID Detail:

Service Address:  
 Product:

STATE HIGHWAY 60 STLG 250HPSA BAY CITY, TX 77414  
 Fixed Price

ESI ID: 10032789423558520

Meter ID	Days	Read Type	Previous Read Date	Previous Meter Read	Current Read Date	Current Meter Read	Multiplier	Usage (kWh)	Actual kW/kVA	Billed kW/kVA
7006982603SD	31	Actual	11/21/2022	0	12/21/2022	✓ 104	1.00	104		
<b>TOTAL</b>								<b>104</b>	<b>0</b>	<b>0</b>

**Electric Service Commercial**

Service Period: 11/21/2022 to 12/21/2022 ✓

TXU Energy Fixed Price

Base Usage	104 kWh @	\$ 0.0377995	\$3.93
Other Charges - September Anc Serv			\$0.02
Other Charges - October Anc Serv			\$0.06
Market Securitization (Debt) Financing			\$0.08
Other ERCOT Incremental AS Charges			\$0.02
PUC Assessment			\$0.01

**Total Commercial Charges \$4.12**

**Electric Service Distribution**

Service Period: 11/21/2022 to 12/21/2022

Base Charge			\$1.40
Street Lighting - Facilities			\$7.66
Distribution System Charge	104 kWh @	\$ 0.0210577	\$2.19
Transmission Cost Recov Factor	104 kWh @	\$ 0.0100962	\$1.05
Distribution Cost Recovery	104 kWh @	\$ 0.0081731	\$0.85
Transition Charge (TC3)	104 kWh @	\$ 0.0045192	\$0.47
Storm Recovery Charge	104 kWh @	\$ 0.00875	\$0.91
Storm Recovery Tax Credit	104 kWh @	\$ 0.0005769	\$0.06 CR
Regulatory Asset Recovery	104 kWh @	\$ 0.0002885	\$0.03
PUC Assessment			\$0.02

**Total Distribution Charges \$14.52**

**TOTAL CHARGES FOR ESI ID \$18.64 ✓**



Customer Name: MATAGORDA COUNTY  
 Account Number: 100064844327  
 Invoice Number: 054903060816  
 Invoice Date: 01/06/2023

ESI ID Detail:  
 Service Address:  
 Product:

612

2604 NICHOLS AVE BAY CITY, TX 77414-6958  
 Fixed Price

ESI ID: 10032789459112270

Meter ID	Days	Read Type	Previous Read Date	Previous Meter Read	Current Read Date	Current Meter Read	Multiplier	Usage (kWh)	Actual kW/kVA	Billed kW/kVA
122240792	33	Actual	11/04/2022	✓ 202,445	12/06/2022	203,619	1.00	1,174	8	0
<b>TOTAL</b>								<b>1,174</b>	<b>8</b>	<b>0</b>

**Electric Service Commercial**

Service Period: 11/04/2022 to 12/06/2022 ✓

TXU Energy Fixed Price

Base Usage	1,174 kWh @	\$ 0.0377995	\$44.38
Other Charges - September Anc Serv			\$1.18
Other Charges - October Anc Serv			\$2.00
Market Securitized (Debt) Financing			\$0.91
PUC Assessment			\$0.08
Gross Receipts Reimb			\$0.99

**Total Commercial Charges \$49.54**

**Electric Service Distribution**

Service Period: 11/04/2022 to 12/06/2022

Base Charge			\$1.40
Meter Charge			\$4.39
Distribution System Charge	1,174 kWh @	\$ 0.021093	\$24.76
Transmission Cost Recov Factor	1,174 kWh @	\$ 0.010116	\$11.88
Distribution Cost Recovery	1,174 kWh @	\$ 0.008217	\$9.65
Transition Charge (TC3)	1,174 kWh @	\$ 0.008341	\$9.79
Storm Recovery Charge	1,174 kWh @	\$ 0.001446	\$1.70
Storm Recovery Tax Credit	1,174 kWh @	\$ 0.0001	\$0.12 CR
Regulatory Asset Recovery	1,174 kWh @	\$ 0.000171	\$0.20
Energy Efficiency	1,174 kWh @	\$ 0.001042	\$1.22
PUC Assessment			\$0.09
Gross Receipts Reimb			\$1.09

**Total Distribution Charges \$66.05**

**TOTAL CHARGES FOR ESI ID \$115.59 ✓**

Customer Name: MATAGORDA COUNTY  
 Account Number: 100064844327  
 Invoice Number: 054903060816  
 Invoice Date: 01/06/2023

ESI ID Detail:

Service Address:

612

3588 1/2 NICHOLS AVE BAY CITY, TX 77414-7383

ESI ID: 10032789479928771

Product:

Fixed Price

Meter ID	Days	Read Type	Previous Read Date	Previous Meter Read	Current Read Date	Current Meter Read	Multiplier	Usage (kWh)	Actual kW/kVA	Billed kW/kVA
7005770635SD	33	Actual	11/04/2022	0	12/06/2022	✓ 57	1.00	57	-	-
<b>TOTAL</b>								57	0	0

**Electric Service Commercial**

Service Period: 11/04/2022 to 12/06/2022 ✓

TXU Energy Fixed Price

Base Usage	57 kWh @	\$ 0.0377995	\$2.15
Other Charges - September Anc Serv			\$0.01
Other Charges - October Anc Serv			\$0.03
Market Securitization (Debt) Financing			\$0.04
Gross Receipts Reimb			\$0.05

**Total Commercial Charges \$2.28**

**Electric Service Distribution**

Service Period: 11/04/2022 to 12/06/2022

Outdoor Lighting - Facilities			\$4.51
Distribution System Charge	57 kWh @	\$ 0.0210526	\$1.20
Transmission Cost Recov Factor	57 kWh @	\$ 0.0101754	\$0.58
Distribution Cost Recovery	57 kWh @	\$ 0.0082456	\$0.47
Transition Charge (TC3)	57 kWh @	\$ 0.0084211	\$0.48
Storm Recovery Charge	57 kWh @	\$ 0.0087719	\$0.50
Storm Recovery Tax Credit	57 kWh @	\$ 0.0005263	\$0.03 CR
Regulatory Asset Recovery	57 kWh @	\$ 0.0003509	\$0.02
PUC Assessment			\$0.01
Gross Receipts Reimb			\$0.14

**Total Distribution Charges \$7.88**

**TOTAL CHARGES FOR ESI ID \$10.16 ✓**



Customer Name: MATAGORDA COUNTY  
 Account Number: 100064844327  
 Invoice Number: 054903060816  
 Invoice Date: 01/06/2023

ESI ID Detail:

Service Address:  
 Product:

612

NICHOLS AVE UNIT 250HPSA BAY CITY, TX 77414  
 Fixed Price

ESI ID: 10032789485513550

Meter ID	Days	Read Type	Previous Read Date	Previous Meter Read	Current Read Date	Current Meter Read	Multiplier	Usage (kWh)	Actual kW/kVA	Billed kW/kVA
7007116623SD	31	Actual	11/08/2022	0	12/08/2022	✓ 520	1.00	520	-	-
<b>TOTAL</b>								<b>520</b>	<b>0</b>	<b>0</b>

**Electric Service Commercial**

Service Period: 11/08/2022 to 12/08/2022 ✓

TXU Energy Fixed Price

Base Usage	520 kWh @	\$ 0.0377995	\$19.66
Other Charges - September Anc Serv			\$0.08
Other Charges - October Anc Serv			\$0.31
Market Securitization (Debt) Financing			\$0.41
PUC Assessment			\$0.03
Gross Receipts Reimb			\$0.42

**Total Commercial Charges \$20.91**

**Electric Service Distribution**

Service Period: 11/08/2022 to 12/08/2022

Base Charge			\$1.40
Street Lighting - Facilities			\$38.30
Distribution System Charge	520 kWh @	\$ 0.0210962	\$10.97
Transmission Cost Recov Factor	520 kWh @	\$ 0.0101154	\$5.26
Distribution Cost Recovery	520 kWh @	\$ 0.0082115	\$4.27
Transition Charge (TC3)	520 kWh @	\$ 0.0044808	\$2.33
Storm Recovery Charge	520 kWh @	\$ 0.0087308	\$4.54
Storm Recovery Tax Credit	520 kWh @	\$ 0.0005577	\$0.29 CR
Regulatory Asset Recovery	520 kWh @	\$ 0.0002692	\$0.14
PUC Assessment			\$0.10
Gross Receipts Reimb			\$1.22

**Total Distribution Charges \$68.24**

**TOTAL CHARGES FOR ESI ID \$89.15 ✓**

Customer Name: MATAGORDA COUNTY  
 Account Number: 100064844327  
 Invoice Number: 054903060816  
 Invoice Date: 01/06/2023

612

**ESI ID Detail:**

**Service Address:** NICHOLS AVE UNIT 400FLD1 BAY CITY, TX 77414  
**Product:** Fixed Price

**ESI ID:** 10032789485513552

Meter ID	Days	Read Type	Previous Read Date	Previous Meter Read	Current Read Date	Current Meter Read	Multiplier	Usage (kWh)	Actual kW/kVA	Billed kW/kVA
7007116680SD	31	Actual	11/28/2022	0	12/28/2022	✓ 310	1.00	310	-	-
<b>TOTAL</b>								<b>310</b>	<b>0</b>	<b>0</b>

**Electric Service Commercial**

Service Period: 11/28/2022 to 12/28/2022 ✓

TXU Energy Fixed Price

Base Usage	310 kWh @	\$ 0.0377995	\$11.72
Other Charges - September Anc Serv			\$0.05
Other Charges - October Anc Serv			\$0.18
Market Securitization (Debt) Financing			\$0.24
Other ERCOT Incremental AS Charges			\$0.07
PUC Assessment			\$0.02
Gross Receipts Reimb			\$0.25

**Total Commercial Charges \$12.53**

**Electric Service Distribution**

Service Period: 11/28/2022 to 12/28/2022

Outdoor Lighting - Facilities			\$10.52
Distribution System Charge	310 kWh @	\$ 0.0210968	\$6.54
Transmission Cost Recov Factor	310 kWh @	\$ 0.010129	\$3.14
Distribution Cost Recovery	310 kWh @	\$ 0.0082258	\$2.55
Transition Charge (TC3)	310 kWh @	\$ 0.0083548	\$2.59
Storm Recovery Charge	310 kWh @	\$ 0.0087419	\$2.71
Storm Recovery Tax Credit	310 kWh @	\$ 0.0005806	\$0.18 CR
Regulatory Asset Recovery	310 kWh @	\$ 0.0002581	\$0.08
PUC Assessment			\$0.04
Gross Receipts Reimb			\$0.46

**Total Distribution Charges \$28.45**

**TOTAL CHARGES FOR ESI ID \$40.98 ✓**



Customer Name: MATAGORDA COUNTY  
 Account Number: 100064844327  
 Invoice Number: 054903060816  
 Invoice Date: 01/06/2023

661

ESI ID Detail:  
 Service Address:  
 Product:

NICHOLS RD UNIT 250HPSA BAY CITY, TX 77414  
 Fixed Price

ESI ID: 10032789480469090

Meter ID	Days	Read Type	Previous Read Date	Previous Meter Read	Current Read Date	Current Meter Read	Multiplier	Usage (kWh)	Actual kW/kVA	Billed kW/kVA
7007112012SD	31	Actual	11/08/2022	0	12/08/2022	✓ 208	1.00	208	-	-
<b>TOTAL</b>								<b>208</b>	<b>0</b>	<b>0</b>

**Electric Service Commercial**

Service Period: 11/08/2022 to 12/08/2022 ✓

TXU Energy Fixed Price

Base Usage	208 kWh @	\$ 0.0377995	\$7.86
Other Charges - September Anc Serv			\$0.03
Other Charges - October Anc Serv			\$0.12
Market Securitization (Debt) Financing			\$0.16
PUC Assessment			\$0.01
Gross Receipts Reimb			\$0.17

**Total Commercial Charges \$8.35**

**Electric Service Distribution**

Service Period: 11/08/2022 to 12/08/2022

Base Charge			\$1.40
Street Lighting - Facilities			\$15.32
Distribution System Charge	208 kWh @	\$ 0.0211058	\$4.39
Transmission Cost Recov Factor	208 kWh @	\$ 0.0100962	\$2.10
Distribution Cost Recovery	208 kWh @	\$ 0.0082212	\$1.71
Transition Charge (TC3)	208 kWh @	\$ 0.0044712	\$0.93
Storm Recovery Charge	208 kWh @	\$ 0.00875	\$1.82
Storm Recovery Tax Credit	208 kWh @	\$ 0.0005769	\$0.12 CR
Regulatory Asset Recovery	208 kWh @	\$ 0.0002885	\$0.06
PUC Assessment			\$0.04
Gross Receipts Reimb			\$0.51

**Total Distribution Charges \$28.16**

**TOTAL CHARGES FOR ESI ID \$36.51 ✓**

Customer Name: MATAGORDA COUNTY  
 Account Number: 100064844327  
 Invoice Number: 054903060816  
 Invoice Date: 01/06/2023

ESI ID Detail:

615

Service Address: FM 616 W BLESSING, TX 77419  
 Product: Fixed Price

ESI ID: 10032789461693261

Meter ID	Days	Read Type	Previous Read Date	Previous Meter Read	Current Read Date	Current Meter Read	Multiplier	Usage (kWh)	Actual kW/kVA	Billed kW/kVA
7007074015SD	34	Actual	11/30/2022	0	01/02/2023	✓ 39	1.00	39	-	-
<b>TOTAL</b>								39	0	0

**Electric Service Commercial**

Service Period: 11/30/2022 to 01/02/2023 ✓

TXU Energy Fixed Price

Base Usage	39 kWh @	\$ 0.0377995	\$1.47
Other Charges - September Anc Serv			\$0.01
Other Charges - October Anc Serv			\$0.02
Market Securitization (Debt) Financing			\$0.03
Other ERCOT Incremental AS Charges			\$0.01

**Total Commercial Charges \$1.54**

**Electric Service Distribution**

Service Period: 11/30/2022 to 01/02/2023

Outdoor Lighting - Facilities			\$4.51
Distribution System Charge	39 kWh @	\$ 0.0210256	\$0.82
Transmission Cost Recov Factor	39 kWh @	\$ 0.01	\$0.39
Distribution Cost Recovery	39 kWh @	\$ 0.0082051	\$0.32
Transition Charge (TC3)	39 kWh @	\$ 0.0084615	\$0.33
Storm Recovery Charge	39 kWh @	\$ 0.0087179	\$0.34
Storm Recovery Tax Credit	39 kWh @	\$ 0.0005128	\$0.02 CR
Regulatory Asset Recovery	39 kWh @	\$ 0.0002564	\$0.01
PUC Assessment			\$0.01

**Total Distribution Charges \$6.71**

**TOTAL CHARGES FOR ESI ID \$8.25 ✓**



Customer Name: MATAGORDA COUNTY  
 Account Number: 100064844327  
 Invoice Number: 054903060816  
 Invoice Date: 01/06/2023

ESI ID Detail:

Service Address:  
 Product:

615

FM 616 W STLG 250HPS BLESSING, TX 77419  
 Fixed Price

ESI ID: 10032789402787492

Meter ID	Days	Read Type	Previous Read Date	Previous Meter Read	Current Read Date	Current Meter Read	Multiplier	Usage (kWh)	Actual kW/kVA	Billed kW/kVA
7006972189SD	34	Actual	11/30/2022	0	01/02/2023	✓ 832	1.00	832	-	-
<b>TOTAL</b>								<b>832</b>	<b>0</b>	<b>0</b>

**Electric Service Commercial**

Service Period: 11/30/2022 to 01/02/2023 ✓  
 TXU Energy Fixed Price

Base Usage	832 kWh @	\$ 0.0377995	\$31.45
Other Charges - September Anc Serv			\$0.13
Other Charges - October Anc Serv			\$0.49
Market Securitization (Debt) Financing			\$0.65
Other ERCOT Incremental AS Charges			\$0.18
PUC Assessment			\$0.06

**Total Commercial Charges \$32.96**

**Electric Service Distribution**

Service Period: 11/30/2022 to 01/02/2023

Base Charge		\$1.40
Street Lighting - Facilities		\$61.28
Distribution System Charge	832 kWh @	\$ 0.0210938 \$17.55
Transmission Cost Recov Factor	832 kWh @	\$ 0.0101202 \$8.42
Distribution Cost Recovery	832 kWh @	\$ 0.0082212 \$6.84
Transition Charge (TC3)	832 kWh @	\$ 0.0044832 \$3.73
Storm Recovery Charge	832 kWh @	\$ 0.008726 \$7.26
Storm Recovery Tax Credit	832 kWh @	\$ 0.0005649 \$0.47 CR
Regulatory Asset Recovery	832 kWh @	\$ 0.0002644 \$0.22
PUC Assessment		\$0.16

**Total Distribution Charges \$106.39**

**TOTAL CHARGES FOR ESI ID \$139.35 ✓**



Customer Name: MATAGORDA COUNTY  
 Account Number: 100064844327  
 Invoice Number: 054903060816  
 Invoice Date: 01/06/2023

615

ESI ID Detail:

Service Address:  
 Product:

AVENUE C UNIT PRKLITE BLESSING, TX 77419  
 Fixed Price

ESI ID: 10032789478079271

Meter ID	Days	Read Type	Previous Read Date	Previous Meter Read	Current Read Date	Current Meter Read	Multiplier	Usage (kWh)	Actual kW/kVA	Billed kW/kVA
144074530	34	Actual	11/30/2022	✓ 16,201	01/02/2023	16,489	1.00	288	1	0
<b>TOTAL</b>								<b>288</b>	<b>1</b>	<b>0</b>

**Electric Service Commercial**

Service Period: 11/30/2022 to 01/02/2023 ✓

TXU Energy Fixed Price

Base Usage	288 kWh @	\$ 0.0377995	\$10.89
Other Charges - September Anc Serv			\$0.17
Other Charges - October Anc Serv			\$0.27
Market Securitization (Debt) Financing			\$0.22
Other ERCOT Incremental AS Charges			\$0.06
PUC Assessment			\$0.02

**Total Commercial Charges \$11.63**

**Electric Service Distribution**

Service Period: 11/30/2022 to 01/02/2023

Base Charge			\$1.40
Meter Charge			\$4.39
Distribution System Charge	288 kWh @	\$ 0.021093	\$6.07
Transmission Cost Recov Factor	288 kWh @	\$ 0.010116	\$2.91
Distribution Cost Recovery	288 kWh @	\$ 0.008217	\$2.37
Transition Charge (TC3)	288 kWh @	\$ 0.008341	\$2.40
Storm Recovery Charge	288 kWh @	\$ 0.001446	\$0.42
Storm Recovery Tax Credit	288 kWh @	\$ 0.0001	\$0.03 CR
Regulatory Asset Recovery	288 kWh @	\$ 0.000171	\$0.05
Energy Efficiency	288 kWh @	\$ 0.001042	\$0.30
PUC Assessment			\$0.03

**Total Distribution Charges \$20.31**

**TOTAL CHARGES FOR ESI ID \$31.94 ✓**



Customer Name: MATAGORDA COUNTY  
 Account Number: 100064844327  
 Invoice Number: 054903060816  
 Invoice Date: 01/06/2023

ESI ID Detail:

Service Address:

Product:

615

139 FM 616 W STLG 250HPS BLESSING, TX 77419  
 Fixed Price

ESI ID: 10032789436470608

Meter ID	Days	Read Type	Previous Read Date	Previous Meter Read	Current Read Date	Current Meter Read	Multiplier	Usage (kWh)	Actual kW/kVA	Billed kW/kVA
7005470886SD	31	Actual	11/28/2022	0	12/28/2022	✓ 104	1.00	104		
<b>TOTAL</b>								<b>104</b>	<b>0</b>	<b>0</b>

**Electric Service Commercial**

Service Period: 11/28/2022 to 12/28/2022 ✓

TXU Energy Fixed Price

Base Usage	104 kWh @	\$ 0.0377995	\$3.93
Other Charges - September Anc Serv			\$0.02
Other Charges - October Anc Serv			\$0.06
Market Securitization (Debt) Financing			\$0.08
Other ERCOT Incremental AS Charges			\$0.02
PUC Assessment			\$0.01

**Total Commercial Charges \$4.12**

**Electric Service Distribution**

Service Period: 11/28/2022 to 12/28/2022

Base Charge			\$1.40
Street Lighting - Facilities			\$7.66
Distribution System Charge	104 kWh @	\$ 0.0210577	\$2.19
Transmission Cost Recov Factor	104 kWh @	\$ 0.0100962	\$1.05
Distribution Cost Recovery	104 kWh @	\$ 0.0081731	\$0.85
Transition Charge (TC3)	104 kWh @	\$ 0.0045192	\$0.47
Storm Recovery Charge	104 kWh @	\$ 0.00875	\$0.91
Storm Recovery Tax Credit	104 kWh @	\$ 0.0005769	\$0.06 CR
Regulatory Asset Recovery	104 kWh @	\$ 0.0002885	\$0.03
PUC Assessment			\$0.02

**Total Distribution Charges \$14.52**

**TOTAL CHARGES FOR ESI ID \$18.64 ✓**

Customer Name: MATAGORDA COUNTY  
 Account Number: 100064844327  
 Invoice Number: 054903060816  
 Invoice Date: 01/06/2023

ESI ID Detail:

615

Service Address:  
 Product:

FM 616 W UNIT COUNTY-BLESSING, TX 77419  
 Fixed Price

ESI ID: 10032789461693260

Meter ID	Days	Read Type	Previous Read Date	Previous Meter Read	Current Read Date	Current Meter Read	Multiplier	Usage (kWh)	Actual kW/kVA	Billed kW/kVA
161176296	34	Actual	11/30/2022	✓ 26,799	01/02/2023	27,515	1.00	716	12	12
<b>TOTAL</b>								<b>716</b>	<b>12</b>	<b>12</b>

**Electric Service Commercial**

Service Period: 11/30/2022 to 01/02/2023 ✓

TXU Energy Fixed Price

Base Usage	716 kWh @	\$ 0.0377995	\$27.06
Other Charges - September Anc Serv			\$0.71
Other Charges - October Anc Serv			\$1.01
Market Securitization (Debt) Financing			\$0.56
Other ERCOT Incremental AS Charges			\$0.15
PUC Assessment			\$0.05

**Total Commercial Charges \$29.54**

**Electric Service Distribution**

Service Period: 11/30/2022 to 01/02/2023

Base Charge			\$2.02
Meter Charge			\$12.67
Distribution System Charge	12.2 kW @	\$ 4.869	\$59.40
Transmission Cost Recov Factor	12.2 kW @	\$ 4.174454	\$50.93
Distribution Cost Recovery	12.2 kW @	\$ 0.925306	\$11.29
Transition Charge (TC3)	716 kWh @	\$ 0.008341	\$5.97
Storm Recovery Charge	15.6 kW @	\$ 0.318255	\$4.96
Storm Recovery Tax Credit	15.6 kW @	\$ 0.020105	\$0.31 CR
Regulatory Asset Recovery	12.2 kW @	\$ 0.052535	\$0.64
Energy Efficiency	716 kWh @	\$ 0.001142	\$0.82
PUC Assessment			\$0.23

**Total Distribution Charges \$148.62**

**TOTAL CHARGES FOR ESI ID \$178.16 ✓**



Customer Name: MATAGORDA COUNTY  
 Account Number: 100064844327  
 Invoice Number: 054903060816  
 Invoice Date: 01/06/2023

ESI ID Detail:  
 Service Address:  
 Product:

615

560 FM 616 W UNIT PARK BLESSING, TX 77419  
 Fixed Price

ESI ID: 10032789402787491

Meter ID	Days	Read Type	Previous Read Date	Previous Meter Read	Current Read Date	Current Meter Read	Multiplier	Usage (kWh)	Actual kW/kVA	Billed kW/kVA
558783656	34	Actual	11/30/2022	✓ 1,061	01/02/2023	1,067	192.00	1,152	165	165
<b>TOTAL</b>								<b>1,152</b>	<b>165</b>	<b>165</b>

**Electric Service Commercial**

Service Period: 11/30/2022 to 01/02/2023 ✓

TXU Energy Fixed Price

Base Usage	1,152 kWh @	\$ 0.0377995	\$43.54
Other Charges - September Anc Serv			\$0.37
Other Charges - October Anc Serv			\$0.93
Market Securitization (Debt) Financing			\$0.89
Other ERCOT Incremental AS Charges			\$0.24
PUC Assessment			\$0.08

**Total Commercial Charges \$46.05**

**Electric Service Distribution**

Service Period: 11/30/2022 to 01/02/2023

Base Charge			\$2.02
Meter Charge			\$12.67
Distribution System Charge	164.5 kW @	\$ 4.869	\$800.95
Transmission Cost Recov Factor	164.5 kW @	\$ 4.174454	\$686.70
Distribution Cost Recovery	164.5 kW @	\$ 0.925306	\$152.21
Transition Charge (TC3)	1,152 kWh @	\$ 0.008341	\$9.61
Storm Recovery Charge	164.5 kW @	\$ 0.318255	\$52.35
Storm Recovery Tax Credit	164.5 kW @	\$ 0.020105	\$3.31 CR
Regulatory Asset Recovery	164.5 kW @	\$ 0.052535	\$8.64
Energy Efficiency	1,152 kWh @	\$ 0.001142	\$1.32
PUC Assessment			\$2.78

**Total Distribution Charges \$1,725.94**

**TOTAL CHARGES FOR ESI ID \$1,771.99**

Customer Name: MATAGORDA COUNTY  
 Account Number: 100064844327  
 Invoice Number: 054903060816  
 Invoice Date: 01/06/2023

ESI ID Detail:

615

Service Address:  
 Product:

201 FM 616 W UNIT SEWLIFT BLESSING, TX 77419  
 Fixed Price

ESI ID: 10032789497890130

Meter ID	Days	Read Type	Previous Read Date	Previous Meter Read	Current Read Date	Current Meter Read	Multiplier	Usage (kWh)	Actual kW/kVA	Billed kW/kVA
119426810	34	Actual	11/30/2022	✓ 57,046	01/02/2023	57,312	1.00	266	8	0
<b>TOTAL</b>								<b>266</b>	<b>8</b>	<b>0</b>

**Electric Service Commercial**

Service Period: 11/30/2022 to 01/02/2023 ✓  
 TXU Energy Fixed Price

Base Usage	266 kWh @	\$ 0.0377995	\$10.05
Other Charges - September Anc Serv			\$0.11
Other Charges - October Anc Serv			\$1.31
Market Securitization (Debt) Financing			\$0.21
Other ERCOT Incremental AS Charges			\$0.06
PUC Assessment			\$0.02

**Total Commercial Charges \$11.76**

**Electric Service Distribution**

Service Period: 11/30/2022 to 01/02/2023

Base Charge			\$1.40
Meter Charge			\$4.39
Distribution System Charge	266 kWh @	\$ 0.021093	\$5.61
Transmission Cost Recov Factor	266 kWh @	\$ 0.010116	\$2.69
Distribution Cost Recovery	266 kWh @	\$ 0.008217	\$2.19
Transition Charge (TC3)	266 kWh @	\$ 0.008341	\$2.22
Storm Recovery Charge	266 kWh @	\$ 0.001446	\$0.38
Storm Recovery Tax Credit	266 kWh @	\$ 0.0001	\$0.03 CR
Regulatory Asset Recovery	266 kWh @	\$ 0.000171	\$0.05
Energy Efficiency	266 kWh @	\$ 0.001042	\$0.28
PUC Assessment			\$0.03

**Total Distribution Charges \$19.21**

**TOTAL CHARGES FOR ESI ID \$30.97 ✓**



Customer Name: MATAGORDA COUNTY  
 Account Number: 100064844327  
 Invoice Number: 054903060816  
 Invoice Date: 01/06/2023

ESI ID Detail:  
 Service Address:  
 Product:

615

936 STREETLIGHT STLG 400MV BLESSING, TX 77419  
 Fixed Price

ESI ID: 10032789498744773

Meter ID	Days	Read Type	Previous Read Date	Previous Meter Read	Current Read Date	Current Meter Read	Multiplier	Usage (kWh)	Actual kW/kVA	Billed kW/kVA
7005911722MV	31	Actual	11/29/2022	0	12/29/2022	✓ 290	1.00	290	-	-
<b>TOTAL</b>								<b>290</b>	<b>0</b>	<b>0</b>

**Electric Service Commercial**

Service Period: 11/29/2022 to 12/29/2022 ✓

TXU Energy Fixed Price

Base Usage	290 kWh @	\$ 0.0377995	\$10.96
Other Charges - September Anc Serv			\$0.05
Other Charges - October Anc Serv			\$0.17
Market Securitization (Debt) Financing			\$0.23
Other ERCOT Incremental AS Charges			\$0.06
PUC Assessment			\$0.02

**Total Commercial Charges \$11.49**

**Electric Service Distribution**

Service Period: 11/29/2022 to 12/29/2022

Base Charge			\$1.40
Street Lighting - Facilities			\$19.24
Distribution System Charge	290 kWh @	\$ 0.0211034	\$6.12
Transmission Cost Recov Factor	290 kWh @	\$ 0.0101034	\$2.93
Distribution Cost Recovery	290 kWh @	\$ 0.0082069	\$2.38
Transition Charge (TC3)	290 kWh @	\$ 0.0044828	\$1.30
Storm Recovery Charge	290 kWh @	\$ 0.0087241	\$2.53
Storm Recovery Tax Credit	290 kWh @	\$ 0.0005517	\$0.16 CR
Regulatory Asset Recovery	290 kWh @	\$ 0.0002759	\$0.08
PUC Assessment			\$0.05

**Total Distribution Charges \$35.87**

**TOTAL CHARGES FOR ESI ID \$47.36 ✓**

000069 19/25

Customer Name: MATAGORDA COUNTY  
 Account Number: 100064844327  
 Invoice Number: 054903060816  
 Invoice Date: 01/06/2023

ESI ID Detail:

615

Service Address:  
 Product:

932 STREETLIGHT UNIT 175MV BLESSING, TX 77419  
 Fixed Price

ESI ID: 10032789496744772

Meter ID	Days	Read Type	Previous Read Date	Previous Meter Read	Current Read Date	Current Meter Read	Multiplier	Usage (kWh)	Actual kW/kVA	Billed kW/kVA
7007144530MV	31	Actual	11/29/2022	0	12/29/2022	✓ 70	1.00	70	-	-
<b>TOTAL</b>								70	0	0

**Electric Service Commercial**

Service Period: 11/29/2022 to 12/29/2022 ✓

TXU Energy Fixed Price

Base Usage	70 kWh @	\$ 0.0377995	\$2.65
Other Charges - September Anc Serv			\$0.01
Other Charges - October Anc Serv			\$0.04
Market Securitization (Debt) Financing			\$0.05
Other ERCOT Incremental AS Charges			\$0.01

**Total Commercial Charges \$2.76**

**Electric Service Distribution**

Service Period: 11/29/2022 to 12/29/2022

Base Charge			\$1.40
Street Lighting - Facilities			\$5.87
Distribution System Charge	70 kWh @	\$ 0.0211429	\$1.48
Transmission Cost Recov Factor	70 kWh @	\$ 0.0101429	\$0.71
Distribution Cost Recovery	70 kWh @	\$ 0.0082857	\$0.58
Transition Charge (TC3)	70 kWh @	\$ 0.0044286	\$0.31
Storm Recovery Charge	70 kWh @	\$ 0.0087143	\$0.61
Storm Recovery Tax Credit	70 kWh @	\$ 0.0005714	\$0.04 CR
Regulatory Asset Recovery	70 kWh @	\$ 0.0002857	\$0.02
PUC Assessment			\$0.02

**Total Distribution Charges \$10.96**

**TOTAL CHARGES FOR ESI ID \$13.72 ✓**



Customer Name: MATAGORDA COUNTY  
 Account Number: 100064844327  
 Invoice Number: 054903060816  
 Invoice Date: 01/06/2023

ESI ID Detail:

Service Address:

Product:

595

FM 459 UNIT P43 EL MATON, TX 77440  
 Fixed Price

ESI ID: 10032789482241440

Meter ID	Days	Read Type	Previous Read Date	Previous Meter Read	Current Read Date	Current Meter Read	Multiplier	Usage (kWh)	Actual kW/kVA	Billed kW/kVA
169715859	33	Actual	11/09/2022	✓ 1,577	12/11/2022	1,682	1.00	105	-	-
<b>TOTAL</b>								<b>105</b>	<b>0</b>	<b>0</b>

**Electric Service Commercial**

Service Period: 11/09/2022 to 12/11/2022 ✓

TXU Energy Fixed Price

Base Usage	105 kWh @	\$ 0.0377995	\$3.97
Other Charges - September Anc Serv			\$0.05
Other Charges - October Anc Serv			\$0.10
Market Securitization (Debt) Financing			\$0.08
PUC Assessment			\$0.01

**Total Commercial Charges \$4.21**

**Electric Service Distribution**

Service Period: 11/09/2022 to 12/11/2022

Base Charge			\$1.40
Meter Charge			\$4.39
Distribution System Charge	105 kWh @	\$ 0.021093	\$2.21
Transmission Cost Recov Factor	105 kWh @	\$ 0.010116	\$1.06
Distribution Cost Recovery	105 kWh @	\$ 0.008217	\$0.86
Transition Charge (TC3)	105 kWh @	\$ 0.008341	\$0.88
Storm Recovery Charge	105 kWh @	\$ 0.001446	\$0.15
Storm Recovery Tax Credit	105 kWh @	\$ 0.0001	\$0.01 CR
Regulatory Asset Recovery	105 kWh @	\$ 0.000171	\$0.02
Energy Efficiency	105 kWh @	\$ 0.001042	\$0.11
PUC Assessment			\$0.02

**Total Distribution Charges \$11.09**

**TOTAL CHARGES FOR ESI ID \$15.30 ✓**



Customer Name: MATAGORDA COUNTY  
 Account Number: 100064844327  
 Invoice Number: 054903060816  
 Invoice Date: 01/06/2023

ESI ID Detail:

615

Service Address:  
 Product:

190 AVENUE F ODLT 400HPS MARKHAM, TX 77456  
 Fixed Price

ESI ID: 10032789476839781

Meter ID	Days	Read Type	Previous Read Date	Previous Meter Read	Current Read Date	Current Meter Read	Multiplier	Usage (kWh)	Actual kW/kVA	Billed kW/kVA
7007105031OT	33	Actual	11/17/2022	0	12/19/2022	✓ 155	1.00	155	-	-
<b>TOTAL</b>								<b>155</b>	<b>0</b>	<b>0</b>

**Electric Service Commercial**

Service Period: 11/17/2022 to 12/19/2022 ✓

TXU Energy Fixed Price

Base Usage	155 kWh @	\$ 0.0377995	\$5.86
Other Charges - September Anc Serv			\$0.02
Other Charges - October Anc Serv			\$0.09
Market Securitization (Debt) Financing			\$0.12
Other ERCOT Incremental AS Charges			\$0.03
PUC Assessment			\$0.01

**Total Commercial Charges \$6.13**

**Electric Service Distribution**

Service Period: 11/17/2022 to 12/19/2022

Outdoor Lighting - Facilities			\$5.26
Distribution System Charge	155 kWh @	\$ 0.0210968	\$3.27
Transmission Cost Recov Factor	155 kWh @	\$ 0.010129	\$1.57
Distribution Cost Recovery	155 kWh @	\$ 0.0081935	\$1.27
Transition Charge (TC3)	155 kWh @	\$ 0.0083226	\$1.29
Storm Recovery Charge	155 kWh @	\$ 0.0087097	\$1.35
Storm Recovery Tax Credit	155 kWh @	\$ 0.0005806	\$0.09 CR
Regulatory Asset Recovery	155 kWh @	\$ 0.0002581	\$0.04
PUC Assessment			\$0.02

**Total Distribution Charges \$13.98**

**TOTAL CHARGES FOR ESI ID \$20.11 ✓**



Customer Name: MATAGORDA COUNTY  
 Account Number: 100064844327  
 Invoice Number: 054903060816  
 Invoice Date: 01/06/2023

615

ESI ID Detail:

Service Address:

Product:

190 AVENUE F UNIT ANNEX MARKHAM, TX 77456  
 Fixed Price

ESI ID: 10032789426253680

Meter ID	Days	Read Type	Previous Read Date	Previous Meter Read	Current Read Date	Current Meter Read	Multiplier	Usage (kWh)	Actual kW/kVA	Billed kW/kVA
157911497	33	Actual	11/17/2022	✓ 8,440	12/19/2022	8,663	1.00	223	2	0
<b>TOTAL</b>								<b>223</b>	<b>2</b>	<b>0</b>

**Electric Service Commercial**

Service Period: 11/17/2022 to 12/19/2022 ✓

TXU Energy Fixed Price

Base Usage	223 kWh @	\$ 0.0377995	\$8.43
Other Charges - September Anc Serv			\$0.13
Other Charges - October Anc Serv			\$0.27
Market Securitization (Debt) Financing			\$0.18
Other ERCOT Incremental AS Charges			\$0.05
PUC Assessment			\$0.02

**Total Commercial Charges \$9.08**

**Electric Service Distribution**

Service Period: 11/17/2022 to 12/19/2022

Base Charge			\$1.40
Meter Charge			\$4.39
Distribution System Charge	223 kWh @	\$ 0.021093	\$4.70
Transmission Cost Recov Factor	223 kWh @	\$ 0.010116	\$2.26
Distribution Cost Recovery	223 kWh @	\$ 0.008217	\$1.83
Transition Charge (TC3)	223 kWh @	\$ 0.008341	\$1.86
Storm Recovery Charge	223 kWh @	\$ 0.001446	\$0.32
Storm Recovery Tax Credit	223 kWh @	\$ 0.0001	\$0.02 CR
Regulatory Asset Recovery	223 kWh @	\$ 0.000171	\$0.04
Energy Efficiency	223 kWh @	\$ 0.001042	\$0.23
PUC Assessment			\$0.02

**Total Distribution Charges \$17.03**

**TOTAL CHARGES FOR ESI ID \$26.11 ✓**

Customer Name: MATAGORDA COUNTY  
 Account Number: 100064844327  
 Invoice Number: 054903060816  
 Invoice Date: 01/06/2023

ESI ID Detail:

615

Service Address:

190 AVENUE F UNIT COMMNT MARKHAM, TX 77456

ESI ID: 10032789476839780

Product:

Fixed Price

Meter ID	Days	Read Type	Previous Read Date	Previous Meter Read	Current Read Date	Current Meter Read	Multiplier	Usage (kWh)	Actual kW/kVA	Billed kW/kVA
122330835	33	Actual	11/17/2022	✓ 131,315	12/19/2022	132,235	1.00	920	24	24
<b>TOTAL</b>								<b>920</b>	<b>24</b>	<b>24</b>

**Electric Service Commercial**

Service Period: 11/17/2022 to 12/19/2022 ✓

TXU Energy Fixed Price

Base Usage	920 kWh @	\$ 0.0377995	\$34.78
Other Charges - September Anc Serv			\$1.08
Other Charges - October Anc Serv			\$1.69
Market Securitization (Debt) Financing			\$0.71
Other ERCOT Incremental AS Charges			\$0.19
PUC Assessment			\$0.06

**Total Commercial Charges \$38.51**

**Electric Service Distribution**

Service Period: 11/17/2022 to 12/19/2022

Base Charge			\$2.02
Meter Charge			\$12.67
Distribution System Charge	23.7 kW @	\$ 4.869	\$115.40
Transmission Cost Recov Factor	23.7 kW @	\$ 4.174454	\$98.93
Distribution Cost Recovery	23.7 kW @	\$ 0.925306	\$21.93
Transition Charge (TC3)	920 kWh @	\$ 0.008341	\$7.67
Storm Recovery Charge	23.7 kW @	\$ 0.318255	\$7.54
Storm Recovery Tax Credit	23.7 kW @	\$ 0.020105	\$0.48 CR
Regulatory Asset Recovery	23.7 kW @	\$ 0.052535	\$1.25
Energy Efficiency	920 kWh @	\$ 0.001142	\$1.05
PUC Assessment			\$0.42

**Total Distribution Charges \$268.40**

**TOTAL CHARGES FOR ESI ID \$306.91 ✓**



Customer Name: MATAGORDA COUNTY  
 Account Number: 100064844327  
 Invoice Number: 054903060816  
 Invoice Date: 01/06/2023

615

ESI ID Detail:

Service Address:

Product:

190 AVENUE F UNIT FIRESTA MARKHAM, TX 77456  
 Fixed Price

ESI ID: 10032789487564611

Meter ID	Days	Read Type	Previous Read Date	Previous Meter Read	Current Read Date	Current Meter Read	Multiplier	Usage (kWh)	Actual kW/kVA	Billed kW/kVA
122291027	33	Actual	11/17/2022	✓ 61,182	12/19/2022	61,803	1.00	621	-	-
<b>TOTAL</b>								<b>621</b>	<b>0</b>	<b>0</b>

**Electric Service Commercial**

Service Period: 11/17/2022 to 12/19/2022 ✓

TXU Energy Fixed Price

Base Usage	621 kWh @	\$ 0.0377995	\$23.47
Other Charges - September Anc Serv			\$0.35
Other Charges - October Anc Serv			\$0.73
Market Securitization (Debt) Financing			\$0.48
Other ERCOT Incremental AS Charges			\$0.13
PUC Assessment			\$0.04

**Total Commercial Charges \$25.20**

**Electric Service Distribution**

Service Period: 11/17/2022 to 12/19/2022

Base Charge			\$1.40
Meter Charge			\$4.39
Distribution System Charge	621 kWh @	\$ 0.021093	\$13.10
Transmission Cost Recov Factor	621 kWh @	\$ 0.010116	\$6.28
Distribution Cost Recovery	621 kWh @	\$ 0.008217	\$5.10
Transition Charge (TC3)	621 kWh @	\$ 0.008341	\$5.18
Storm Recovery Charge	621 kWh @	\$ 0.001446	\$0.90
Storm Recovery Tax Credit	621 kWh @	\$ 0.0001	\$0.06 CR
Regulatory Asset Recovery	621 kWh @	\$ 0.000171	\$0.11
Energy Efficiency	621 kWh @	\$ 0.001042	\$0.65
PUC Assessment			\$0.05

**Total Distribution Charges \$37.10**

**TOTAL CHARGES FOR ESI ID \$62.30 ✓**

Customer Name: MATAGORDA COUNTY  
 Account Number: 100064844327  
 Invoice Number: 054903060816  
 Invoice Date: 01/06/2023

ESI ID Detail: **464**

Service Address: 190 AVENUE F UNIT JP OFF MARKHAM, TX 77456  
 Product: Fixed Price

ESI ID: 10032789461015050

Meter ID	Days	Read Type	Previous Read Date	Previous Meter Read	Current Read Date	Current Meter Read	Multiplier	Usage (kWh)	Actual kW/kVA	Billed kW/kVA
163788084	33	Actual	11/17/2022	✓ 20,469	12/19/2022	21,137	1.00	668	-	-
<b>TOTAL</b>								<b>668</b>	<b>0</b>	<b>0</b>

**Electric Service Commercial**

Service Period: 11/17/2022 to 12/19/2022 ✓

TXU Energy Fixed Price

Base Usage	668 kWh @	\$ 0.0377995	\$25.25
Other Charges - September Anc Serv			\$0.47
Other Charges - October Anc Serv			\$0.94
Market Securitization (Debt) Financing			\$0.52
Other ERCOT Incremental AS Charges			\$0.14
PUC Assessment			\$0.05

**Total Commercial Charges \$27.37**

**Electric Service Distribution**

Service Period: 11/17/2022 to 12/19/2022

Base Charge			\$1.40
Meter Charge			\$4.39
Distribution System Charge	668 kWh @	\$ 0.021093	\$14.09
Transmission Cost Recov Factor	668 kWh @	\$ 0.010116	\$6.76
Distribution Cost Recovery	668 kWh @	\$ 0.008217	\$5.49
Transition Charge (TC3)	668 kWh @	\$ 0.008341	\$5.57
Storm Recovery Charge	668 kWh @	\$ 0.001446	\$0.97
Storm Recovery Tax Credit	668 kWh @	\$ 0.0001	\$0.07 CR
Regulatory Asset Recovery	668 kWh @	\$ 0.000171	\$0.11
Energy Efficiency	668 kWh @	\$ 0.001042	\$0.70
PUC Assessment			\$0.05

**Total Distribution Charges \$39.46**

**TOTAL CHARGES FOR ESI ID \$66.83 ✓**



Customer Name: MATAGORDA COUNTY  
 Account Number: 100064844327  
 Invoice Number: 054903060816  
 Invoice Date: 01/06/2023

ESI ID Detail:  
 Service Address:  
 Product:

613

1203 COUNTY ROAD 243 UNIT FIRESTA MATAGORDA, TX 77457  
 Fixed Price

ESI ID: 10032789427413670

Meter ID	Days	Read Type	Previous Read Date	Previous Meter Read	Current Read Date	Current Meter Read	Multipler	Usage (kWh)	Actual kW/kVA	Billed kW/kVA
122279171	31	Actual	11/15/2022	✓ 45,551	12/15/2022	45,907	1.00	356	11	11
<b>TOTAL</b>								<b>356</b>	<b>11</b>	<b>11</b>

**Electric Service Commercial**

Service Period: 11/15/2022 to 12/15/2022 ✓

TXU Energy Fixed Price

Base Usage	356 kWh @	\$ 0.0377995	\$13.46
Other Charges - September Anc Serv			\$0.28
Other Charges - October Anc Serv			\$0.49
Market Securitization (Debt) Financing			\$0.27
PUC Assessment			\$0.02

**Total Commercial Charges \$14.52**

**Electric Service Distribution**

Service Period: 11/15/2022 to 12/15/2022

Base Charge			\$2.02
Meter Charge			\$12.67
Distribution System Charge	10.7 kW @	\$ 4.869	\$52.10
Transmission Cost Recov Factor	10.7 kW @	\$ 4.174454	\$44.67
Distribution Cost Recovery	10.7 kW @	\$ 0.925306	\$9.90
Transition Charge (TC3)	10.7 kW @	\$ 0.794383	\$8.50
Storm Recovery Charge	10.7 kW @	\$ 0.318255	\$3.41
Storm Recovery Tax Credit	10.7 kW @	\$ 0.020105	\$0.22 CR
Regulatory Asset Recovery	10.7 kW @	\$ 0.052535	\$0.56
Energy Efficiency	356 kWh @	\$ 0.001142	\$0.41
PUC Assessment			\$0.20

**Total Distribution Charges \$134.22**

**TOTAL CHARGES FOR ESI ID \$148.74 ✓**

Customer Name: MATAGORDA COUNTY  
 Account Number: 100064844327  
 Invoice Number: 054903060816  
 Invoice Date: 01/06/2023

ESI ID Detail:

462

Service Address: 18 COUNTY ROAD 252 MATAGORDA, TX 77457  
 Product: Fixed Price

ESI ID: 10032789403973976

Meter ID	Days	Read Type	Previous Read Date	Previous Meter Read	Current Read Date	Current Meter Read	Multiplier	Usage (kWh)	Actual kW/kVA	Billed kW/kVA
119711668	33	Actual	11/16/2022	✓ 172,340	12/18/2022	172,394	1.00	54	3	0
<b>TOTAL</b>								<b>54</b>	<b>3</b>	<b>0</b>

**Electric Service Commercial**

Service Period: 11/16/2022 to 12/18/2022 ✓

TXU Energy Fixed Price

Base Usage	54 kWh @	\$ 0.0377995	\$2.04
Other Charges - September Anc Serv			\$0.40
Other Charges - October Anc Serv			\$0.62
Market Securitization (Debt) Financing			\$0.04
PUC Assessment			\$0.01

**Total Commercial Charges \$3.11**

**Electric Service Distribution**

Service Period: 11/16/2022 to 12/18/2022

Base Charge			\$1.40
Meter Charge			\$4.39
Distribution System Charge	54 kWh @	\$ 0.021093	\$1.14
Transmission Cost Recov Factor	54 kWh @	\$ 0.010116	\$0.55
Distribution Cost Recovery	54 kWh @	\$ 0.008217	\$0.44
Transition Charge (TC3)	54 kWh @	\$ 0.008341	\$0.45
Storm Recovery Charge	54 kWh @	\$ 0.001446	\$0.08
Storm Recovery Tax Credit	54 kWh @	\$ 0.0001	\$0.01 CR
Regulatory Asset Recovery	54 kWh @	\$ 0.000171	\$0.01
Energy Efficiency	54 kWh @	\$ 0.001042	\$0.06
PUC Assessment			\$0.01

**Total Distribution Charges \$8.52**

**TOTAL CHARGES FOR ESI ID \$11.63 ✓**



Customer Name: MATAGORDA COUNTY  
 Account Number: 100064844327  
 Invoice Number: 054903060816  
 Invoice Date: 01/06/2023

ESI ID Detail:

Service Address:  
 Product:

613

414 FISHER MATAGORDA, TX 77457  
 Fixed Price

ESI ID: 10032789427542180

Meter ID	Days	Read Type	Previous Read Date	Previous Meter Read	Current Read Date	Current Meter Read	Multiplier	Usage (kWh)	Actual kW/kVA	Billed kW/kVA
200527912	33	Actual	11/16/2022	0	12/18/2022	3	1.00	3	-	-
<b>TOTAL</b>								<b>3</b>	<b>0</b>	<b>0</b>

**Electric Service Commercial**

Service Period: 11/16/2022 to 12/18/2022 ✓  
 TXU Energy Fixed Price  
 Base Usage

3 kWh @ \$ 0.0377995 \$0.11

**Total Commercial Charges \$0.11**

**Electric Service Distribution**

Service Period: 11/16/2022 to 12/18/2022

Base Charge \$1.40  
 Meter Charge \$4.39  
 Distribution System Charge 3 kWh @ \$ 0.021093 \$0.06  
 Transmission Cost Recov Factor 3 kWh @ \$ 0.010116 \$0.03  
 Distribution Cost Recovery 3 kWh @ \$ 0.008217 \$0.02  
 Transition Charge (TC3) 3 kWh @ \$ 0.008341 \$0.03  
 PUC Assessment \$0.01

**Total Distribution Charges \$5.94**

**TOTAL CHARGES FOR ESI ID \$6.05 ✓**



Customer Name: MATAGORDA COUNTY  
 Account Number: 100064844327  
 Invoice Number: 054903060816  
 Invoice Date: 01/06/2023

595

ESI ID Detail:

Service Address:  
 Product:

OLD GULF RD UNIT STATION COLLCT STA MATAGORDA, TX 77457  
 Fixed Price

ESI ID: 10032789494278861

Meter ID	Days	Read Type	Previous Read Date	Previous Meter Read	Current Read Date	Current Meter Read	Multiplier	Usage (kWh)	Actual kW/kVA	Billed kW/kVA
119431822	31	Actual	11/14/2022	✓ 2,486	12/14/2022	2,498	1.00	12	0	0
<b>TOTAL</b>								<b>12</b>	<b>0</b>	<b>0</b>

**Electric Service Commercial**

Service Period: 11/14/2022 to 12/14/2022 ✓

TXU Energy Fixed Price

Base Usage	12 kWh @	\$ 0.0377995	\$0.45
Other Charges - September Anc Serv			\$0.02
Other Charges - October Anc Serv			\$0.03
Market Securitized (Debt) Financing			\$0.01

**Total Commercial Charges \$0.51**

**Electric Service Distribution**

Service Period: 11/14/2022 to 12/14/2022

Base Charge			\$1.40
Meter Charge			\$4.39
Distribution System Charge	12 kWh @	\$ 0.021093	\$0.25
Transmission Cost Recov Factor	12 kWh @	\$ 0.010116	\$0.12
Distribution Cost Recovery	12 kWh @	\$ 0.008217	\$0.10
Transition Charge (TC3)	12 kWh @	\$ 0.008341	\$0.10
Storm Recovery Charge	12 kWh @	\$ 0.001446	\$0.02
Energy Efficiency	12 kWh @	\$ 0.001042	\$0.01
PUC Assessment			\$0.01

**Total Distribution Charges \$6.40**

**TOTAL CHARGES FOR ESI ID \$6.91 ✓**



Customer Name: MATAGORDA COUNTY  
 Account Number: 100064844327  
 Invoice Number: 054903060816  
 Invoice Date: 01/06/2023

613

ESI ID Detail:

Service Address:  
 Product:

115 LAUREL MATAGORDA, TX 77457  
 Fixed Price

ESI ID: 10032789495257641

Meter ID	Days	Read Type	Previous Read Date	Previous Meter Read	Current Read Date	Current Meter Read	Multiplier	Usage (kWh)	Actual kW/kVA	Billed kW/kVA
120726105	33	Actual	11/16/2022	✓ 2,725	12/18/2022	2,734	1.00	9	0	0
<b>TOTAL</b>								9	0	0

**Electric Service Commercial**

Service Period: 11/16/2022 to 12/18/2022 ✓

TXU Energy Fixed Price

Base Usage	9 kWh @	\$ 0.0377995	\$0.34
Other Charges - September Anc Serv			\$0.04
Other Charges - October Anc Serv			\$0.06
Market Securitization (Debt) Financing			\$0.01

**Total Commercial Charges \$0.45**

**Electric Service Distribution**

Service Period: 11/16/2022 to 12/18/2022

Base Charge			\$1.40
Meter Charge			\$4.39
Distribution System Charge	9 kWh @	\$ 0.021093	\$0.19
Transmission Cost Recov Factor	9 kWh @	\$ 0.010116	\$0.09
Distribution Cost Recovery	9 kWh @	\$ 0.008217	\$0.07
Transition Charge (TC3)	9 kWh @	\$ 0.008341	\$0.08
Storm Recovery Charge	9 kWh @	\$ 0.001446	\$0.01
Energy Efficiency	9 kWh @	\$ 0.001042	\$0.01
PUC Assessment			\$0.01

**Total Distribution Charges \$6.25**

**TOTAL CHARGES FOR ESI ID \$6.70 ✓**

**Customer Name:** MATAGORDA COUNTY  
**Account Number:** 100064844327  
**Invoice Number:** 054903060816  
**Invoice Date:** 01/06/2023

**ESI ID Detail:**

**Service Address:**  
**Product:**

772 LAUREL SEASONAL METER MATAGORDA, TX 77457  
 Fixed Price

**ESI ID:** 10032789417127397

Meter ID	Days	Read Type	Previous Read Date	Previous Meter Read	Current Read Date	Current Meter Read	Multiplier	Usage (kWh)	Actual kW/kVA	Billed kW/kVA
148896249	33	Actual	11/16/2022	✓ 2,031	12/18/2022	2,044	1.00	13	2	0
<b>TOTAL</b>								13	2	0

**Electric Service Commercial**

Service Period: 11/16/2022 to 12/18/2022 ✓

TXU Energy Fixed Price

Base Usage 13 kWh @ \$ 0.0377995 \$0.49  
 Market Securitization (Debt) Financing \$0.01

**Total Commercial Charges \$0.50**

**Electric Service Distribution**

Service Period: 11/16/2022 to 12/18/2022

Base Charge \$1.40  
 Meter Charge \$4.39  
 Distribution System Charge 13 kWh @ \$ 0.021093 \$0.27  
 Transmission Cost Recov Factor 13 kWh @ \$ 0.010116 \$0.13  
 Distribution Cost Recovery 13 kWh @ \$ 0.008217 \$0.11  
 Transition Charge (TC3) 13 kWh @ \$ 0.008341 \$0.11  
 Storm Recovery Charge 13 kWh @ \$ 0.001446 \$0.02  
 Energy Efficiency 13 kWh @ \$ 0.001042 \$0.01  
 PUC Assessment \$0.01

**Total Distribution Charges \$6.45**

**TOTAL CHARGES FOR ESI ID \$6.95 ✓**



Customer Name: MATAGORDA COUNTY  
 Account Number: 100064844327  
 Invoice Number: 054903060816  
 Invoice Date: 01/06/2023

613

ESI ID Detail:  
 Service Address:  
 Product:

MAGNOLIA ST ODLT 150HPS MATAGORDA, TX 77457  
 Fixed Price

ESI ID: 10032789419199850

Meter ID	Days	Read Type	Previous Read Date	Previous Meter Read	Current Read Date	Current Meter Read	Multiplier	Usage (kWh)	Actual kW/kVA	Billed kW/kVA
7006973193SD	33	Actual	11/16/2022	0	12/18/2022	✓ 57	1.00	57	-	-
<b>TOTAL</b>								57	0	0

**Electric Service Commercial**

Service Period: 11/16/2022 to 12/18/2022 ✓

TXU Energy Fixed Price

Base Usage	57 kWh @	\$ 0.0377995	\$2.16
Other Charges - September Anc Serv			\$0.01
Other Charges - October Anc Serv			\$0.03
Market Securitization (Debt) Financing			\$0.04

**Total Commercial Charges \$2.24**

**Electric Service Distribution**

Service Period: 11/16/2022 to 12/18/2022

Outdoor Lighting - Facilities			\$4.51
Distribution System Charge	57 kWh @	\$ 0.0210526	\$1.20
Transmission Cost Recov Factor	57 kWh @	\$ 0.0101754	\$0.58
Distribution Cost Recovery	57 kWh @	\$ 0.0082456	\$0.47
Transition Charge (TC3)	57 kWh @	\$ 0.0084211	\$0.48
Storm Recovery Charge	57 kWh @	\$ 0.0087719	\$0.50
Storm Recovery Tax Credit	57 kWh @	\$ 0.0005263	\$0.03 CR
Regulatory Asset Recovery	57 kWh @	\$ 0.0003509	\$0.02
PUC Assessment			\$0.01

**Total Distribution Charges \$7.74**

**TOTAL CHARGES FOR ESI ID \$9.98**

Customer Name: MATAGORDA COUNTY  
 Account Number: 100064844327  
 Invoice Number: 054903060816  
 Invoice Date: 01/06/2023

ESI ID Detail:

Service Address:  
 Product:

487 MAGNOLIA ST UNIT COUNTY MATAGORDA, TX 77457  
 Fixed Price

ESI ID: 10032789414370120

Meter ID	Days	Read Type	Previous Read Date	Previous Meter Read	Current Read Date	Current Meter Read	Multiplier	Usage (kWh)	Actual kW/kVA	Billed kW/kVA
122332798	33	Actual	11/16/2022	✓ 125,993	12/18/2022	126,710	1.00	717	8	0
<b>TOTAL</b>								<b>717</b>	<b>8</b>	<b>0</b>

**Electric Service Commercial**

Service Period: 11/16/2022 to 12/18/2022 ✓

TXU Energy Fixed Price

Base Usage	717 kWh @	\$ 0.0377995	\$27.10
Other Charges - September Anc Serv			\$0.54
Other Charges - October Anc Serv			\$0.98
Market Securitization (Debt) Financing			\$0.56
PUC Assessment			\$0.05

**Total Commercial Charges \$29.23**

**Electric Service Distribution**

Service Period: 11/16/2022 to 12/18/2022

Base Charge			\$1.40
Meter Charge			\$4.39
Distribution System Charge	717 kWh @	\$ 0.021093	\$15.12
Transmission Cost Recov Factor	717 kWh @	\$ 0.010116	\$7.25
Distribution Cost Recovery	717 kWh @	\$ 0.008217	\$5.89
Transition Charge (TC3)	717 kWh @	\$ 0.008341	\$5.98
Storm Recovery Charge	717 kWh @	\$ 0.001446	\$1.04
Storm Recovery Tax Credit	717 kWh @	\$ 0.0001	\$0.07 CR
Regulatory Asset Recovery	717 kWh @	\$ 0.000171	\$0.12
Energy Efficiency	717 kWh @	\$ 0.001042	\$0.75
PUC Assessment			\$0.06

**Total Distribution Charges \$41.93**

**TOTAL CHARGES FOR ESI ID \$71.16 ✓**



Customer Name: MATAGORDA COUNTY  
 Account Number: 100064844327  
 Invoice Number: 054903060816  
 Invoice Date: 01/06/2023

ESI ID Detail:  
 Service Address:  
 Product:

613

637 MARKET ST UNIT FIRESTA MATAGORDA, TX 77457  
 Fixed Price

ESI ID: 10032789446568110

Meter ID	Days	Read Type	Previous Read Date	Previous Meter Read	Current Read Date	Current Meter Read	Multiplier	Usage (kWh)	Actual kW/kVA	Billed kW/kVA
122330875	33	Actual	11/16/2022	✓ 155,174	12/18/2022	156,024	1.00	850	23	23
<b>TOTAL</b>								<b>850</b>	<b>23</b>	<b>23</b>

**Electric Service Commercial**

Service Period: 11/16/2022 to 12/18/2022 ✓

TXU Energy Fixed Price

Base Usage	850 kWh @	\$ 0.0377995	\$32.13
Other Charges - September Anc Serv			\$1.04
Other Charges - October Anc Serv			\$2.01
Market Securitization (Debt) Financing			\$0.66
PUC Assessment			\$0.06

**Total Commercial Charges \$35.90**

**Electric Service Distribution**

Service Period: 11/16/2022 to 12/18/2022

Base Charge			\$2.02
Meter Charge			\$12.67
Distribution System Charge	23 kW @	\$ 4.869	\$111.99
Transmission Cost Recov Factor	23 kW @	\$ 4.174454	\$96.01
Distribution Cost Recovery	23 kW @	\$ 0.925306	\$21.28
Transition Charge (TC3)	850 kWh @	\$ 0.008341	\$7.09
Storm Recovery Charge	23 kW @	\$ 0.318255	\$7.32
Storm Recovery Tax Credit	23 kW @	\$ 0.020105	\$0.46 CR
Regulatory Asset Recovery	23 kW @	\$ 0.052535	\$1.21
Energy Efficiency	850 kWh @	\$ 0.001142	\$0.97
PUC Assessment			\$0.41

**Total Distribution Charges \$260.51**

**TOTAL CHARGES FOR ESI ID \$296.41 ✓**

Customer Name: MATAGORDA COUNTY  
 Account Number: 100064844327  
 Invoice Number: 054903060816  
 Invoice Date: 01/06/2023

ESI ID Detail:

*W62*

Service Address:  
 Product:

2 RIVER BEND ODLT 400HPS MATAGORDA, TX 77457  
 Fixed Price

ESI ID: 10032789432664941

Meter ID	Days	Read Type	Previous Read Date	Previous Meter Read	Current Read Date	Current Meter Read	Multiplier	Usage (kWh)	Actual kW/kVA	Billed kW/kVA
7006992918SD	33	Actual	11/16/2022	0	12/18/2022	✓ 155	1.00	155	-	-
<b>TOTAL</b>								<b>155</b>	<b>0</b>	<b>0</b>

**Electric Service Commercial**

Service Period: 11/16/2022 to 12/18/2022 ✓

TXU Energy Fixed Price

Base Usage	155 kWh @	\$ 0.0377995	\$5.86
Other Charges - September Anc Serv			\$0.02
Other Charges - October Anc Serv			\$0.09
Market Securitization (Debt) Financing			\$0.12
PUC Assessment			\$0.01

**Total Commercial Charges \$6.10**

**Electric Service Distribution**

Service Period: 11/16/2022 to 12/18/2022

Outdoor Lighting - Facilities			\$5.26
Distribution System Charge	155 kWh @	\$ 0.0210968	\$3.27
Transmission Cost Recov Factor	155 kWh @	\$ 0.010129	\$1.57
Distribution Cost Recovery	155 kWh @	\$ 0.0081935	\$1.27
Transition Charge (TC3)	155 kWh @	\$ 0.0083226	\$1.29
Storm Recovery Charge	155 kWh @	\$ 0.0087097	\$1.35
Storm Recovery Tax Credit	155 kWh @	\$ 0.0005806	\$0.09 CR
Regulatory Asset Recovery	155 kWh @	\$ 0.0002581	\$0.04
PUC Assessment			\$0.02

**Total Distribution Charges \$13.98**

**TOTAL CHARGES FOR ESI ID \$20.08 ✓**



Customer Name: MATAGORDA COUNTY  
 Account Number: 100064844327  
 Invoice Number: 054903060816  
 Invoice Date: 01/06/2023

ESI ID Detail:  
 Service Address:  
 Product:

615

HIGHWAY 111 ODL MIDFIELD, TX 77458  
 Fixed Price

ESI ID: 10032789492176731

Meter ID	Days	Read Type	Previous Read Date	Previous Meter Read	Current Read Date	Current Meter Read	Multiplier	Usage (kWh)	Actual kW/kVA	Billed kW/kVA
7007147859SD	33	Actual	11/02/2022	0	12/04/2022	✓ 104	1.00	104	-	-
<b>TOTAL</b>								<b>104</b>	<b>0</b>	<b>0</b>

**Electric Service Commercial**

Service Period: 11/02/2022 to 12/04/2022 ✓

TXU Energy Fixed Price

Base Usage	104 kWh @	\$ 0.0377995	\$3.93
Market Securitization (Debt) Financing			\$0.07
PUC Assessment			\$0.01

**Total Commercial Charges \$4.01**

**Electric Service Distribution**

Service Period: 11/02/2022 to 12/04/2022

Outdoor Lighting - Facilities			\$4.98
Distribution System Charge	104 kWh @	\$ 0.0210577	\$2.19
Transmission Cost Recov Factor	104 kWh @	\$ 0.0100962	\$1.05
Distribution Cost Recovery	104 kWh @	\$ 0.0081731	\$0.85
Transition Charge (TC3)	104 kWh @	\$ 0.0083654	\$0.87
Storm Recovery Charge	104 kWh @	\$ 0.00875	\$0.91
Storm Recovery Tax Credit	104 kWh @	\$ 0.0005769	\$0.06 CR
Regulatory Asset Recovery	104 kWh @	\$ 0.0002885	\$0.03
PUC Assessment			\$0.02

**Total Distribution Charges \$10.84**

**TOTAL CHARGES FOR ESI ID \$14.85 ✓**



Customer Name: MATAGORDA COUNTY  
 Account Number: 100064844327  
 Invoice Number: 054903060816  
 Invoice Date: 01/06/2023

ESI ID Detail:

615

Service Address:  
 Product:

110 JUNETTA AVE MIDFIELD, TX 77458  
 Fixed Price

ESI ID: 10032789459047060

Meter ID	Days	Read Type	Previous Read Date	Previous Meter Read	Current Read Date	Current Meter Read	Multiplier	Usage (kWh)	Actual kW/kVA	Billed kW/kVA
157104699	33	Actual	11/02/2022	✓ 7,482	12/04/2022	7,888	1.00	406	23	23
<b>TOTAL</b>								<b>406</b>	<b>23</b>	<b>23</b>

**Electric Service Commercial**

Service Period: 11/02/2022 to 12/04/2022 ✓

TXU Energy Fixed Price

Base Usage	406 kWh @	\$ 0.0377995	\$15.35
Market Securitization (Debt) Financing			\$0.31
PUC Assessment			\$0.03

**Total Commercial Charges \$15.69**

**Electric Service Distribution**

Service Period: 11/02/2022 to 12/04/2022

Base Charge			\$2.02
Meter Charge			\$12.67
Distribution System Charge	22.8 kW @	\$ 4.869	\$111.01
Transmission Cost Recov Factor	22.8 kW @	\$ 4.174454	\$95.18
Distribution Cost Recovery	22.8 kW @	\$ 0.925306	\$21.10
Transition Charge (TC3)	406 kWh @	\$ 0.008341	\$3.39
Storm Recovery Charge	22.8 kW @	\$ 0.318255	\$7.26
Storm Recovery Tax Credit	22.8 kW @	\$ 0.020105	\$0.46 CR
Regulatory Asset Recovery	22.8 kW @	\$ 0.052535	\$1.20
Energy Efficiency	406 kWh @	\$ 0.001142	\$0.46
PUC Assessment			\$0.41

**Total Distribution Charges \$254.24**

**TOTAL CHARGES FOR ESI ID \$269.93** ✓



Customer Name: MATAGORDA COUNTY  
 Account Number: 100064844327  
 Invoice Number: 054903060816  
 Invoice Date: 01/06/2023

615

ESI ID Detail:  
 Service Address:  
 Product:

110 JUNETTA ODLT 150HPS AL MIDFIELD, TX 77458  
 Fixed Price

ESI ID: 10032789459047061

Meter ID	Days	Read Type	Previous Read Date	Previous Meter Read	Current Read Date	Current Meter Read	Multiplier	Usage (kWh)	Actual kW/kVA	Billed kW/kVA
7007074246SD	33	Actual	11/02/2022	0	12/04/2022	✓ 57	1.00	57	-	-
<b>TOTAL</b>								57	0	0

**Electric Service Commercial**

Service Period: 11/02/2022 to 12/04/2022 ✓

TXU Energy Fixed Price

Base Usage

57 kWh @ \$ 0.0377995 \$2.15

Market Securitization (Debt) Financing

\$0.04

**Total Commercial Charges \$2.19**

**Electric Service Distribution**

Service Period: 11/02/2022 to 12/04/2022

Outdoor Lighting - Facilities

\$4.51

Distribution System Charge

57 kWh @ \$ 0.0210526 \$1.20

Transmission Cost Recov Factor

57 kWh @ \$ 0.0101754 \$0.58

Distribution Cost Recovery

57 kWh @ \$ 0.0082456 \$0.47

Transition Charge (TC3)

57 kWh @ \$ 0.0084211 \$0.48

Storm Recovery Charge

57 kWh @ \$ 0.0087719 \$0.50

Storm Recovery Tax Credit

57 kWh @ \$ 0.0005263 \$0.03 CR

Regulatory Asset Recovery

57 kWh @ \$ 0.0003509 \$0.02

PUC Assessment

\$0.01

**Total Distribution Charges \$7.74**

**TOTAL CHARGES FOR ESI ID \$9.93 ✓**

Customer Name: MATAGORDA COUNTY  
 Account Number: 100064844327  
 Invoice Number: 054903060816  
 Invoice Date: 01/06/2023

ESI ID Detail:

Service Address:  
 Product:

615

RAWLS ODL MIDFIELD, TX 77458  
 Fixed Price

ESI ID: 10032789481418841

Meter ID	Days	Read Type	Previous Read Date	Previous Meter Read	Current Read Date	Current Meter Read	Multiplier	Usage (kWh)	Actual kW/kVA	Billed kW/kVA
7007068113SD	33	Actual	11/02/2022	0	12/04/2022	✓ 104	1.00	104	-	-
<b>TOTAL</b>								<b>104</b>	<b>0</b>	<b>0</b>

**Electric Service Commercial**

Service Period: 11/02/2022 to 12/04/2022 ✓

TXU Energy Fixed Price

Base Usage	104 kWh @	\$ 0.0377995	\$3.93
Market Securitization (Debt) Financing			\$0.07
PUC Assessment			\$0.01

**Total Commercial Charges \$4.01**

**Electric Service Distribution**

Service Period: 11/02/2022 to 12/04/2022

Outdoor Lighting - Facilities			\$4.98
Distribution System Charge	104 kWh @	\$ 0.0210577	\$2.19
Transmission Cost Recov Factor	104 kWh @	\$ 0.0100962	\$1.05
Distribution Cost Recovery	104 kWh @	\$ 0.0081731	\$0.85
Transition Charge (TC3)	104 kWh @	\$ 0.0027885	\$0.29
Storm Recovery Charge	104 kWh @	\$ 0.00875	\$0.91
Storm Recovery Tax Credit	104 kWh @	\$ 0.0005769	\$0.06 CR
Regulatory Asset Recovery	104 kWh @	\$ 0.0002885	\$0.03
PUC Assessment			\$0.02

**Total Distribution Charges \$10.26**

**TOTAL CHARGES FOR ESI ID \$14.27 ✓**



Customer Name: MATAGORDA COUNTY  
 Account Number: 100064844327  
 Invoice Number: 054903060816  
 Invoice Date: 01/06/2023

ESI ID Detail:  
 Service Address:  
 Product:

615

RAWLS UNIT FIRESTA MIDFIELD, TX 77458  
 Fixed Price

ESI ID: 10032789433412700

Meter ID	Days	Read Type	Previous Read Date	Previous Meter Read	Current Read Date	Current Meter Read	Multiplier	Usage (kWh)	Actual kW/kVA	Billed kW/kVA
136592656	33	Actual	11/02/2022	✓ 132,342	12/04/2022	136,955	1.00	4,613	15	15
<b>TOTAL</b>								<b>4,613</b>	<b>15</b>	<b>15</b>

**Electric Service Commercial**

Service Period: 11/02/2022 to 12/04/2022 ✓

TXU Energy Fixed Price

Base Usage	4,613 kWh @	\$ 0.0377995	\$174.37
Market Securitization (Debt) Financing			\$3.44
PUC Assessment			\$0.30

**Total Commercial Charges \$178.11**

**Electric Service Distribution**

Service Period: 11/02/2022 to 12/04/2022

Base Charge			\$2.02
Meter Charge			\$12.67
Distribution System Charge	15.4 kW @	\$ 4.869	\$74.98
Transmission Cost Recov Factor	15.4 kW @	\$ 4.174454	\$64.29
Distribution Cost Recovery	15.4 kW @	\$ 0.925306	\$14.25
Transition Charge (TC3)	4,613 kWh @	\$ 0.008341	\$38.48
Storm Recovery Charge	16.9 kW @	\$ 0.318255	\$5.38
Storm Recovery Tax Credit	16.9 kW @	\$ 0.020105	\$0.34 CR
Regulatory Asset Recovery	15.4 kW @	\$ 0.052535	\$0.81
Energy Efficiency	4,613 kWh @	\$ 0.001142	\$5.27
PUC Assessment			\$0.29

**Total Distribution Charges \$218.10**

**TOTAL CHARGES FOR ESI ID \$396.21 ✓**

Customer Name: MATAGORDA COUNTY  
 Account Number: 100064844327  
 Invoice Number: 054903060816  
 Invoice Date: 01/06/2023

615

ESI ID Detail:  
 Service Address:  
 Product:

955 STREETLIGHT STLG MIDFIELD, TX 77458  
 Fixed Price

ESI ID: 10032789441468646

Meter ID	Days	Read Type	Previous Read Date	Previous Meter Read	Current Read Date	Current Meter Read	Multiplier	Usage (kWh)	Actual kW/kVA	Billed kW/kVA
7005524968SD	31	Actual	11/28/2022	0	12/28/2022	✓ 367	1.00	367	-	-
<b>TOTAL</b>								<b>367</b>	<b>0</b>	<b>0</b>

**Electric Service Commercial**

Service Period: 11/28/2022 to 12/28/2022 ✓

TXU Energy Fixed Price

Base Usage	367 kWh @	\$ 0.0377995	\$13.87
Other Charges - September Anc Serv			\$0.06
Other Charges - October Anc Serv			\$0.22
Market Securitization (Debt) Financing			\$0.28
Other ERCOT Incremental AS Charges			\$0.08
PUC Assessment			\$0.02

**Total Commercial Charges \$14.53**

**Electric Service Distribution**

Service Period: 11/28/2022 to 12/28/2022

Base Charge			\$1.40
Street Lighting - Facilities			\$7.02
Distribution System Charge	367 kWh @	\$ 0.0210899	\$7.74
Transmission Cost Recov Factor	367 kWh @	\$ 0.010109	\$3.71
Distribution Cost Recovery	367 kWh @	\$ 0.0082289	\$3.02
Transition Charge (TC3)	367 kWh @	\$ 0.0044959	\$1.65
Storm Recovery Charge	367 kWh @	\$ 0.0087193	\$3.20
Storm Recovery Tax Credit	367 kWh @	\$ 0.0005722	\$0.21 CR
Regulatory Asset Recovery	367 kWh @	\$ 0.0002725	\$0.10
PUC Assessment			\$0.04

**Total Distribution Charges \$27.67**

**TOTAL CHARGES FOR ESI ID \$42.20 ✓**



Customer Name: MATAGORDA COUNTY  
 Account Number: 100064844327  
 Invoice Number: 054903060816  
 Invoice Date: 01/06/2023

ESI ID Detail:  
 Service Address:  
 Product:

512

405 COMMERCE ST PALACIOS, TX 77465-5468  
 Fixed Price

ESI ID: 10032789440808411

Meter ID	Days	Read Type	Previous Read Date	Previous Meter Read	Current Read Date	Current Meter Read	Multiplier	Usage (kWh)	Actual kW/kVA	Billed kW/kVA
119430885	33	Actual	11/18/2022	657,308	12/20/2022	660,454	1.00	3,146	11	11
<b>TOTAL</b>								<b>3,146</b>	<b>11</b>	<b>11</b>

**Electric Service Commercial**

Service Period: 11/18/2022 to 12/20/2022

TXU Energy Fixed Price

Base Usage	3,146 kWh @	\$ 0.0377995	\$118.92
Other Charges - September Anc Serv			\$2.16
Other Charges - October Anc Serv			\$4.23
Market Securitization (Debt) Financing			\$2.44
Other ERCOT Incremental AS Charges			\$0.67
PUC Assessment			\$0.21
Gross Receipts Reimb			\$1.39

**Total Commercial Charges \$130.02**

**Electric Service Distribution**

Service Period: 11/18/2022 to 12/20/2022

Base Charge			\$2.02
Meter Charge			\$12.67
Distribution System Charge	11 kW @	\$ 4.869	\$53.56
Transmission Cost Recov Factor	11 kW @	\$ 4.174454	\$45.92
Distribution Cost Recovery	11 kW @	\$ 0.925306	\$10.18
Transition Charge (TC3)	3,146 kWh @	\$ 0.008341	\$26.24
Storm Recovery Charge	13.8 kW @	\$ 0.318255	\$4.39
Storm Recovery Tax Credit	13.8 kW @	\$ 0.020105	\$0.28 CR
Regulatory Asset Recovery	11 kW @	\$ 0.052535	\$0.58
Energy Efficiency	3,146 kWh @	\$ 0.001142	\$3.59
PUC Assessment			\$0.21
Gross Receipts Reimb			\$1.39

**Total Distribution Charges \$160.47**

**TOTAL CHARGES FOR ESI ID \$290.49**

Customer Name: MATAGORDA COUNTY  
 Account Number: 100064844327  
 Invoice Number: 054903060816  
 Invoice Date: 01/06/2023

ESI ID Detail:

*600*

Service Address:  
 Product:

FM 521 ODLT 400HPS PALACIOS, TX 77485  
 Fixed Price

ESI ID: 10032789465240600

Meter ID	Days	Read Type	Previous Read Date	Previous Meter Read	Current Read Date	Current Meter Read	Multiplier	Usage (kWh)	Actual kW/kVA	Billed kW/kVA
7005661310SD	33	Actual	11/10/2022	0	12/12/2022	✓ 155	1.00	155	-	-
<b>TOTAL</b>								155	0	0

**Electric Service Commercial**

Service Period: 11/10/2022 to 12/12/2022 ✓

TXU Energy Fixed Price

Base Usage	155 kWh @	\$ 0.0377995	\$5.86
Other Charges - September Anc Serv			\$0.02
Other Charges - October Anc Serv			\$0.09
Market Securitization (Debt) Financing			\$0.12
PUC Assessment			\$0.01

**Total Commercial Charges \$6.10**

**Electric Service Distribution**

Service Period: 11/10/2022 to 12/12/2022

Outdoor Lighting - Facilities			\$5.26
Distribution System Charge	155 kWh @	\$ 0.0210968	\$3.27
Transmission Cost Recov Factor	155 kWh @	\$ 0.010129	\$1.57
Distribution Cost Recovery	155 kWh @	\$ 0.0081935	\$1.27
Transition Charge (TC3)	155 kWh @	\$ 0.0083226	\$1.29
Storm Recovery Charge	155 kWh @	\$ 0.0087097	\$1.35
Storm Recovery Tax Credit	155 kWh @	\$ 0.0005806	\$0.09 CR
Regulatory Asset Recovery	155 kWh @	\$ 0.0002581	\$0.04
PUC Assessment			\$0.02

**Total Distribution Charges \$13.98**

**TOTAL CHARGES FOR ESI ID \$20.08 ✓**



Customer Name: MATAGORDA COUNTY  
 Account Number: 100064844327  
 Invoice Number: 054903060816  
 Invoice Date: 01/06/2023

ESI ID Detail:  
 Service Address:  
 Product:

614

25000 STATE HIGHWAY 35 S PALACIOS, TX 77465-1920  
 Fixed Price

ESI ID: 10032789474945242

Meter ID	Days	Read Type	Previous Read Date	Previous Meter Read	Current Read Date	Current Meter Read	Multiplier	Usage (kWh)	Actual kW/kVA	Billed kW/kVA
7005712552SD	33	Actual	11/09/2022	0	12/11/2022	✓ 620	1.00	620	-	-
<b>TOTAL</b>								<b>620</b>	<b>0</b>	<b>0</b>

**Electric Service Commercial**

Service Period: 11/09/2022 to 12/11/2022 ✓

TXU Energy Fixed Price

Base Usage	620 kWh @	\$ 0.0377995	\$23.44
Other Charges - September Anc Serv			\$0.10
Other Charges - October Anc Serv			\$0.38
Market Securitization (Debt) Financing			\$0.48
PUC Assessment			\$0.04

**Total Commercial Charges \$24.44**

**Electric Service Distribution**

Service Period: 11/09/2022 to 12/11/2022

Outdoor Lighting - Facilities			\$21.04
Distribution System Charge	620 kWh @	\$ 0.0210968	\$13.08
Transmission Cost Recov Factor	620 kWh @	\$ 0.0101129	\$6.27
Distribution Cost Recovery	620 kWh @	\$ 0.0082097	\$5.09
Transition Charge (TC3)	620 kWh @	\$ 0.0083387	\$5.17
Storm Recovery Charge	620 kWh @	\$ 0.0087258	\$5.41
Storm Recovery Tax Credit	620 kWh @	\$ 0.0005645	\$0.35 CR
Regulatory Asset Recovery	620 kWh @	\$ 0.0002742	\$0.17
PUC Assessment			\$0.08

**Total Distribution Charges \$55.96**

**TOTAL CHARGES FOR ESI ID \$80.40 ✓**



Customer Name: MATAGORDA COUNTY  
 Account Number: 100064844327  
 Invoice Number: 054903060816  
 Invoice Date: 01/06/2023

ESI ID Detail:

Service Address:  
 Product:

614

25000 STATE HIGHWAY 35 S UNIT OFFIC PALACIOS, TX 77465-1920  
 Fixed Price

ESI ID: 10032789453394875

Meter ID	Days	Read Type	Previous Read Date	Previous Meter Read	Current Read Date	Current Meter Read	Multiplier	Usage (kWh)	Actual kW/kVA	Billed kW/kVA
120730531	33	Actual	11/09/2022	✓ 125,832	12/11/2022	126,387	1.00	555	5	0
<b>TOTAL</b>								<b>555</b>	<b>5</b>	<b>0</b>

**Electric Service Commercial**

Service Period: 11/09/2022 to 12/11/2022 ✓

TXU Energy Fixed Price

Base Usage	555 kWh @	\$ 0.0377995	\$20.98
Other Charges - September Anc Serv			\$0.47
Other Charges - October Anc Serv			\$0.85
Market Securitization (Debt) Financing			\$0.43
PUC Assessment			\$0.04

**Total Commercial Charges \$22.77**

**Electric Service Distribution**

Service Period: 11/09/2022 to 12/11/2022

Base Charge			\$1.40
Meter Charge			\$4.39
Distribution System Charge	555 kWh @	\$ 0.021093	\$11.71
Transmission Cost Recov Factor	555 kWh @	\$ 0.010116	\$5.61
Distribution Cost Recovery	555 kWh @	\$ 0.008217	\$4.56
Transition Charge (TC3)	555 kWh @	\$ 0.008341	\$4.63
Storm Recovery Charge	555 kWh @	\$ 0.001446	\$0.80
Storm Recovery Tax Credit	555 kWh @	\$ 0.0001	\$0.06 CR
Regulatory Asset Recovery	555 kWh @	\$ 0.000171	\$0.09
Energy Efficiency	555 kWh @	\$ 0.001042	\$0.58
PUC Assessment			\$0.05

**Total Distribution Charges \$33.76**

**TOTAL CHARGES FOR ESI ID \$56.53 ✓**



Customer Name: MATAGORDA COUNTY  
 Account Number: 100064844327  
 Invoice Number: 054903060816  
 Invoice Date: 01/06/2023

ESI ID Detail:  
 Service Address:  
 Product:

614

25000 STATE HIGHWAY 35 S UNIT P7 PALACIOS, TX 77465-1920  
 Fixed Price

ESI ID: 10032789474945241

Meter ID	Days	Read Type	Previous Read Date	Previous Meter Read	Current Read Date	Current Meter Read	Multiplier	Usage (kWh)	Actual kW/kVA	Billed kW/kVA
122240914	33	Actual	11/09/2022	✓ 56,647	12/11/2022	56,881	1.00	234	3	0
<b>TOTAL</b>								<b>234</b>	<b>3</b>	<b>0</b>

**Electric Service Commercial**

Service Period: 11/09/2022 to 12/11/2022 ✓

TXU Energy Fixed Price

Base Usage	234 kWh @	\$ 0.0377995	\$8.84
Other Charges - September Anc Serv			\$0.15
Other Charges - October Anc Serv			\$0.30
Market Securitization (Debt) Financing			\$0.18
PUC Assessment			\$0.02

**Total Commercial Charges \$9.49**

**Electric Service Distribution**

Service Period: 11/09/2022 to 12/11/2022

Base Charge			\$1.40
Meter Charge			\$4.39
Distribution System Charge	234 kWh @	\$ 0.021093	\$4.94
Transmission Cost Recov Factor	234 kWh @	\$ 0.010116	\$2.37
Distribution Cost Recovery	234 kWh @	\$ 0.008217	\$1.92
Transition Charge (TC3)	234 kWh @	\$ 0.008341	\$1.95
Storm Recovery Charge	234 kWh @	\$ 0.001446	\$0.34
Storm Recovery Tax Credit	234 kWh @	\$ 0.0001	\$0.02 CR
Regulatory Asset Recovery	234 kWh @	\$ 0.000171	\$0.04
Energy Efficiency	234 kWh @	\$ 0.001042	\$0.24
PUC Assessment			\$0.03

**Total Distribution Charges \$17.60**

**TOTAL CHARGES FOR ESI ID \$27.09 ✓**

Customer Name: MATAGORDA COUNTY  
 Account Number: 100064844327  
 Invoice Number: 054903060816  
 Invoice Date: 01/06/2023

ESI ID Detail:

Service Address:

17817 WOOD PLEDGER, TX 77468-0000

ESI ID: 1008901015815710800100

Product:

Fixed Price

Meter ID	Days	Read Type	Previous Read Date	Previous Meter Read	Current Read Date	Current Meter Read	Multiplier	Usage (kWh)	Actual kW/kVA	Billed kW/kVA
I90851001	31	Actual	11/14/2022	✓ 89,449	12/14/2022	89,708	1.00	259	12	12
<b>TOTAL</b>								<b>259</b>	<b>12</b>	<b>12</b>

**Electric Service Commercial**

Service Period: 11/14/2022 to 12/14/2022 ✓

TXU Energy Fixed Price

Base Usage	259 kWh @	\$ 0.0377995	\$9.79
Other Charges - September Anc Serv			\$0.45
Other Charges - October Anc Serv			\$0.49
Market Securitization (Debt) Financing			\$0.20
PUC Assessment			\$0.02

**Total Commercial Charges \$10.95**

**Electric Service Distribution**

Service Period: 11/14/2022 to 12/14/2022

Base Charge			\$3.00
Meter Charge			\$7.41
Distribution System Charge	12 kVA @	\$ 4.449167	\$53.39
Transmission Cost Recov Factor	12.47 kVA @	\$ 3.868484	\$48.24
Distribution Cost Recovery	12 kVA @	\$ 0.225833	\$2.71
Transition Charge (TC5)	9 kWh @	\$ 0.002222	\$0.02
Transition Charge (TC5)	250 kWh @	\$ 0.00228	\$0.57
Nuclear Decommission	12 kVA @	\$ 0.000833	\$0.01
Energy Efficiency	259 kWh @	\$ 0.000734	\$0.19
PUC Assessment			\$0.19

**Total Distribution Charges \$115.73**

**TOTAL CHARGES FOR ESI ID \$126.68 ✓**



Customer Name: MATAGORDA COUNTY  
 Account Number: 100064844327  
 Invoice Number: 054903060816  
 Invoice Date: 01/06/2023

ESI ID Detail:

Service Address: *660*  
 Product:

FM 521 UNIT RR PARK WADSWORTH, TX 77483  
 Fixed Price

ESI ID: 10032789412055530

Meter ID	Days	Read Type	Previous Read Date	Previous Meter Read	Current Read Date	Current Meter Read	Multiplier	Usage (kWh)	Actual kW/kVA	Billed kW/kVA
7006966354SD	33	Actual	11/16/2022	0	12/18/2022	✓ 312	1.00	312	-	-
<b>TOTAL</b>								<b>312</b>	<b>0</b>	<b>0</b>

**Electric Service Commercial**

Service Period: 11/16/2022 to 12/18/2022 ✓

TXU Energy Fixed Price

Base Usage	312 kWh @	\$ 0.0377995	\$11.80
Other Charges - September Anc Serv			\$0.05
Other Charges - October Anc Serv			\$0.19
Market Securitization (Debt) Financing			\$0.24
PUC Assessment			\$0.02

**Total Commercial Charges \$12.30**

**Electric Service Distribution**

Service Period: 11/16/2022 to 12/18/2022

Base Charge			\$1.40
Street Lighting - Facilities			\$22.98
Distribution System Charge	312 kWh @	\$ 0.0210897	\$6.58
Transmission Cost Recov Factor	312 kWh @	\$ 0.0101282	\$3.16
Distribution Cost Recovery	312 kWh @	\$ 0.0082051	\$2.56
Transition Charge (TC3)	312 kWh @	\$ 0.0044872	\$1.40
Storm Recovery Charge	312 kWh @	\$ 0.0087179	\$2.72
Storm Recovery Tax Credit	312 kWh @	\$ 0.0005769	\$0.18 CR
Regulatory Asset Recovery	312 kWh @	\$ 0.0002564	\$0.08
PUC Assessment			\$0.06

**Total Distribution Charges \$40.76**

**TOTAL CHARGES FOR ESI ID \$53.06 ✓**

Customer Name: MATAGORDA COUNTY  
 Account Number: 100064844327  
 Invoice Number: 054903060816  
 Invoice Date: 01/06/2023

*ltd*

ESI ID Detail:

Service Address:  
 Product:

2000 FM 521 ODLT 400HPS UNIT RR PARK WADSWORTH, TX 77483  
 Fixed Price

ESI ID: 10032789420235651

Meter ID	Days	Read Type	Previous Read Date	Previous Meter Read	Current Read Date	Current Meter Read	Multiplier	Usage (kWh)	Actual kW/kVA	Billed kW/kVA
7006991419SD	31	Actual	11/14/2022	0	12/14/2022	✓ 310	1.00	310	-	-
<b>TOTAL</b>								<b>310</b>	<b>0</b>	<b>0</b>

**Electric Service Commercial**

Service Period: 11/14/2022 to 12/14/2022 ✓

TXU Energy Fixed Price

Base Usage	310 kWh @	\$ 0.0377995	\$11.72
Other Charges - September Anc Serv			\$0.05
Other Charges - October Anc Serv			\$0.18
Market Securitization (Debt) Financing			\$0.24
PUC Assessment			\$0.02

**Total Commercial Charges \$12.21**

**Electric Service Distribution**

Service Period: 11/14/2022 to 12/14/2022

Outdoor Lighting - Facilities			\$10.52
Distribution System Charge	310 kWh @	\$ 0.0210968	\$6.54
Transmission Cost Recov Factor	310 kWh @	\$ 0.010129	\$3.14
Distribution Cost Recovery	310 kWh @	\$ 0.0082258	\$2.55
Transition Charge (TC3)	310 kWh @	\$ 0.0083548	\$2.59
Storm Recovery Charge	310 kWh @	\$ 0.0087419	\$2.71
Storm Recovery Tax Credit	310 kWh @	\$ 0.0005806	\$0.18 CR
Regulatory Asset Recovery	310 kWh @	\$ 0.0002581	\$0.08
PUC Assessment			\$0.04

**Total Distribution Charges \$27.99**

**TOTAL CHARGES FOR ESI ID \$40.20 ✓**



Customer Name: MATAGORDA COUNTY  
 Account Number: 100064844327  
 Invoice Number: 054903060816  
 Invoice Date: 01/06/2023

660

ESI ID Detail:

Service Address:

2001 FM 521 ODLT 400HPS UNIT RR PARK WADSWORTH, TX 77483

ESI ID: 10032789420235652

Product:

Fixed Price

Meter ID	Days	Read Type	Previous Read Date	Previous Meter Read	Current Read Date	Current Meter Read	Multiplier	Usage (kWh)	Actual kW/kVA	Billed kW/kVA
7005369954SD	31	Actual	11/14/2022	0	12/14/2022	✓ 155	1.00	155	-	-
<b>TOTAL</b>								<b>155</b>	<b>0</b>	<b>0</b>

**Electric Service Commercial**

Service Period: 11/14/2022 to 12/14/2022 ✓

TXU Energy Fixed Price

Base Usage	155 kWh @	\$ 0.0377995	\$5.86
Other Charges - September Anc Serv			\$0.02
Other Charges - October Anc Serv			\$0.09
Market Securitization (Debt) Financing			\$0.12
PUC Assessment			\$0.01

**Total Commercial Charges \$6.10**

**Electric Service Distribution**

Service Period: 11/14/2022 to 12/14/2022

Outdoor Lighting - Facilities			\$5.26
Distribution System Charge	155 kWh @	\$ 0.0210968	\$3.27
Transmission Cost Recov Factor	155 kWh @	\$ 0.010129	\$1.57
Distribution Cost Recovery	155 kWh @	\$ 0.0081935	\$1.27
Transition Charge (TC3)	155 kWh @	\$ 0.0083226	\$1.29
Storm Recovery Charge	155 kWh @	\$ 0.0087097	\$1.35
Storm Recovery Tax Credit	155 kWh @	\$ 0.0005806	\$0.09 CR
Regulatory Asset Recovery	155 kWh @	\$ 0.0002581	\$0.04
PUC Assessment			\$0.02

**Total Distribution Charges \$13.98**

**TOTAL CHARGES FOR ESI ID \$20.08 ✓**

**Current Charges \$19,751.87**



000069 35/35